

City of
SACRAMENTO

Fire Department
ANNUAL REPORT 2015



Table of Contents

Fire Chief's Message	3
Department Overview	4
History	5
Significant Events	6
In Remembrance	7
Facilities	8
Facilities Map	9
Operations	10
Emergency Medical Services	13
Special Operations	16
Fire Prevention	17
Training	21
Technical Services	22
Special Projects	23
Acknowledgements	24



Sacramento firefighters battled over 700 grass fires in 2015.

Fire Chief's Message

2015 was a banner year for the Sacramento Fire Department (SFD).

In 2015, an ambulance crew was added to Station 30 in Natomas and an ambulance crew was authorized to be added in 2016 for Station 57 in South Sacramento. In addition funding was approved for the addition of a Truck Company at Station 43 in Natomas.

Although 27 firefighters graduated from the Recruit Academy in 2015, the Department continued to be challenged with 68 firefighter vacancies at year's end. Recruitment and training of new firefighters will be among our top goals and priorities for 2016.

In 2015, an EMS Workload assessment was completed and strategies to address increasing service demand and concerns of employee fatigue were developed and implemented. SFD holds EMS resource expansion among its top goals and priorities for 2016 and will seek to expand services in a manner conducive to keeping unit hours of operation sustainable and within the current fire department operating budget. Since ambulance workload issues are a regional concern, SFD will explore partnerships with surrounding fire agencies.

With the addition of a Deputy Chief of Logistics position in 2015, SFD was able to begin addressing issues related to deferred maintenance of its facilities and concerns of aging fleet and equipment. SFD participated in a fleet replacement study commissioned by the General Services Department. The study identified best practices in fleet replacement and SFD staff continues to

work with City Finance on responsible fleet replacement funding. Additionally, Capital Improvement Program (CIP) funding for Personal Protective Equipment was approved, which will address the replacement of Self Contained Breathing Apparatus (SCBAs) which are nearing the end of their federally mandated service life.

In 2015, SFD received \$10 million to fund the replacement of Station 14 in the Central City and Station 15 in Natomas. Construction of these stations is anticipated to begin in late 2016 with completion anticipated in November 2017.

Voter approved Measure U, continued to support the restoration of our service levels as well as address functionally obsolete fire stations.

I am grateful to have had the opportunity to experience the support and significant funding boost toward the restoration and reformation of the Sacramento Fire Department in 2015.



Walt White, Fire Chief

MISSION

To protect our community through effective and innovative public safety services

VALUES

- ♦ *Honor*
- ♦ *Respect*
- ♦ *Courage*
- ♦ *Integrity*
- ♦ *Devotion to Duty*

MOTTO

- ♦ *Dedicated to Service*
- ♦ *Selfless & Professional*
- ♦ *Responding with Honor*

Department Overview

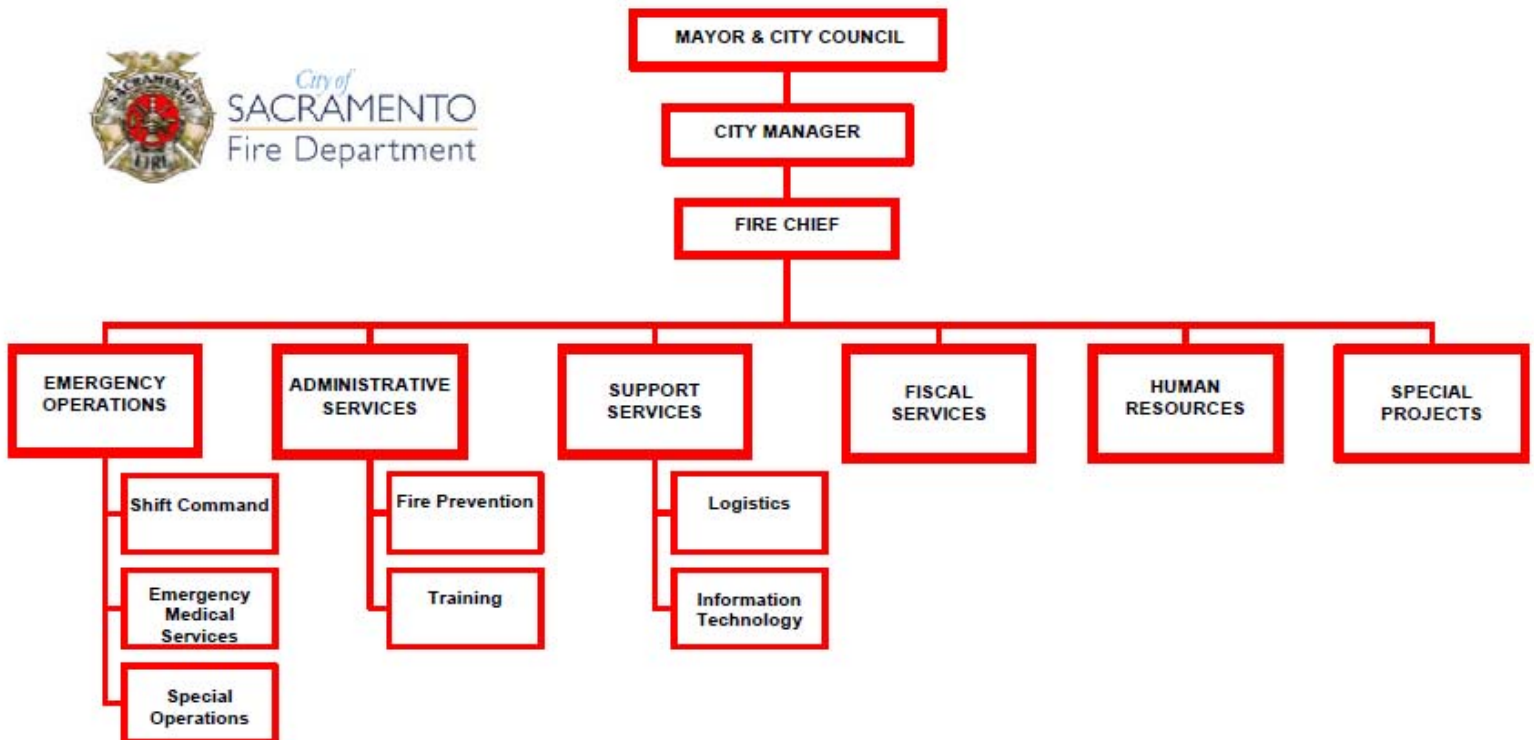
The Sacramento Fire Department is a full-service fire department, with the responsibility of responding to and mitigating incidents involving fires, medical emergencies, hazardous materials, technical and water rescues. The Department also provides a full range of support and/or administrative services including fire prevention and investigation, logistics, training, fiscal, human resources and information technology. The following organization chart represents the current structure of the department.

The Department operates 24 fire stations from which it deploys engine companies, truck companies, ALS ambulances, a rescue company, swift water rescue teams, and hazmat response teams. Suppression companies are staffed with four personnel consisting of a Captain, an Engineer, and two Firefighters.

Department personnel respond to approximately 80,000 calls each year and provide service to approximately 480,000 residents and over 20,000 businesses located in the City of Sacramento. The Department is contracted by Fire Protection District's Pacific/Fruitridge and Natomas, to provide fire protection service to an additional 50,000 residents. The contracted areas add approximately 46 square miles to the City's incorporated area for a total of 146 square miles served by the Department.

In addition, the Department maintains automatic aid agreements with all of its neighboring agencies, supporting a boundary drop system. The Department also participates in the State mutual aid response system which provides Type I and Type III engine companies upon request of the California Emergency Management Agency (CALEMA). In support of Federal initiatives, the Department regularly provides overhead personnel for Federal Emergency Management Administration (FEMA) Incident Management Teams (IMT) and is the sponsoring agency of FEMA Urban Search and Rescue (US&R) Task Force Seven (Task Force 7).

SACRAMENTO FIRE DEPARTMENT ORGANIZATIONAL CHART



History

The Sacramento Fire Department began as a volunteer department on February 5, 1850 one year after the City of Sacramento was incorporated. It was the first volunteer fire department in the western United States. On March 30, 1872, after the City formed Engine Companies 1 and 2, the Sacramento Fire Department was established as a paid fire department.


During the late 1800's and early 1900's major improvements in fire equipment began to take place. Copper-riveted leather hose was replaced by rubber hose and longer extension ladders were made. Horse-drawn apparatus were soon replaced with steam-operated pumpers, chemical engines, and motorized apparatus. Motorized vehicles were placed into service as early as 1912.

Between the 1920's and 1940's the population of the city continued to grow; however, the geographical area of the city remained the same until the end of World War II when the city began annexing surrounding areas in the county.

Originally, the mission of the fire department was to provide fire suppression. However in the 1940's the department began dedicating personnel to fire prevention activities. With the enforcement of building and life safety codes, public education in fire safety, and weed abatement regulations the loss of life and property from fire began to lessen.

In the 1980's and 1990's the fire department, through contract, began providing fire protection to the citizens living in the areas formerly serviced by the Fruitridge, Natomas, and Pacific Fire Protection Districts.

Today, the Department is responsible for more than just protecting life and property from the ravages of fire through fire suppression. It also provides a broad range of services including emergency medical services, paramedic care, ambulance transportation, hazardous materials response, special and technical rescue, urban search and rescue, fire prevention, fire investigations, and fire code enforcement.



Old Fire Station 3 is the current location of a popular restaurant in Old Town

TOTAL SERVICE AREA: 146.3 square miles

City of Sacramento: 99.2 sq. mi.

Contract Areas

Natomas Fire Protection District: 42.5 sq. mi.

Pacific Fruitridge Fire Protection District: 4.6 sq. mi.

TOTAL SERVICE POPULATION: 516,167

City of Sacramento: 466,488

Contract Areas

Natomas Fire Protection District: 2,848

Pacific Fruitridge Fire Protection District: 46,831

ACTIVE FIRE STATIONS: 24

FIRE COMPANIES & MEDIC UNITS: 47

Engine Companies: 24

Truck Companies: 8

Rescue Company: 1

Medic Units: 14

FY 2014/15 BUDGET: \$95,591,265

FY 2014/15 FTE: 657

Significant Events

2015 was another year of growth and innovation for the Sacramento Fire Department. A number of large incidents, continued growth in the city of Sacramento, and an unprecedented California fire season saw our department run over 80,000 calls for service within Sacramento, as well as sending multiple resources out of county for wildland incidents.

2015 was notable for a number of reasons:

- ◆ Three Sacramento Firefighters were injured in a house fire in January when they fell through the first floor into the basement. The resulting investigation and reports led to new training and techniques for firefighter maydays and rescues. All three firefighters made a complete recovery and returned to duty with the department.
- ◆ There were a large number of drownings in Sacramento waterways, with resultant media focus on the possibility of additional signage, lifeguards, and increased boat patrols. Sacramento Fire and Rescue crews made a number of rescues, resuscitations, and recoveries of drowning victims. Increased training and patrols have led to quick interventions resulting in more saved lives.
- ◆ Through the Master Mutual Aid system, Sacramento Fire sent firefighters and resources to every corner of California during the record 2015 fire season. Our crews protected life, livestock, and property in hazardous environments and put grueling hours. At one time, there were over 28 Sacramento personnel on different incidents throughout the state.
- ◆ The American River Parkway saw record fire activity, with over 70 separate incidents, some burning many acres. Media focus on illegal camping and homeless activity on the Parkway continues to spur discussions about prevention and possible solutions.
- ◆ The Sacramento Regional Fire Academy graduated a class of 27 Sacramento Firefighter-Paramedics. The depletion of the ranks through retirement and attrition during the great recession left the department severely understaffed, and the hiring and training of new firefighters became a high priority.
- ◆ Restoration of closed companies and approved funding for addition resources resulted in two new ambulance units and one new truck company: Medic 30 was placed in service in 2015 and Medic 57 and Truck 43 will be placed in service in 2016.
- ◆ The Department continued to seek innovation in a variety of practices and techniques, including our methods used in structure fires, training academies, wildland firefighting, high rise firefighting, and rescue operations. Guests and visitors from other fire departments visited the Sacramento Fire Department to exchange information, including firefighters from as far away as Belgium and Australia.



in

In Remembrance

DEPARTMENT MEMBERS PASSING IN 2015

Fred Hoeger	Apparatus Operator	1952 – 1983
Randy Trujillo	Firefighter	1975 – 1991
Phil Story	Captain	1989 – 2009
David Corona	Firefighter	1973 – 1996
Don Dionisio	Firefighter	1972 – 2000
Nicholas Gerich	Firefighter	1952 – 1980



*Crew of Chemical No. Four in the 1920's.
This location is the current home of Union Hall,
the Local 522 Headquarters.*



*Crew of Fire Station One circa 1890 with
their mascot, Billy.*

Facilities

STATION	STATION ADDRESS	YEAR BUILT	AGE
1	624 Q Street	1969	46
2	1229 I Street	1984	31
3	7208 W. Elkhorn Blvd.	1964	51
4	3145 Granada Way	1933	82
5	731 Broadway	2005	10
6	3301 M.L. King Jr. Blvd.	1977	38
7	6500 Wyndham Drive	1972	43
8	5990 H Street	1959	55
10	5642 66 th Street	1961	54
11	785 Florin Road	1986	29
12	4500 24 th Street	1977	38
13	1100 43 rd Avenue	1965	50
14	1341 North C Street	1939	76
15	1591 Newborough Drive	1981	34
16	7363 24 th Street	1962	53
17	1311 Bell Avenue	1982	33
18	746 North Market Blvd.	1979	36
19	1700 Challenge Way	1969	46
20	2512 Rio Linda Blvd.	2005	10
30	1901 Club Center Drive	2005	10
43	4201 El Centro Road	2011	4
56	3730 47 th Avenue	1962	53
57	7927 East Parkway	1958	57
60	3301 Julliard Drive	1962	53
AVERAGE AGE: 41.33			

The Sacramento Fire Department has 24 active fire stations strategically located throughout its service area. Eight stations are located north of the American River, seven stations in the central downtown and eastern sections of the City, and nine stations in the southern portions of the City.

Other department facilities include:

- Public Safety Center Headquarters
- Support Services Complex
- Equipment Repair Shops-Stations 11 and 20
- Fire Reserve Headquarters-Station 99
- Training Complex
- Emergency Vehicle Operations Course



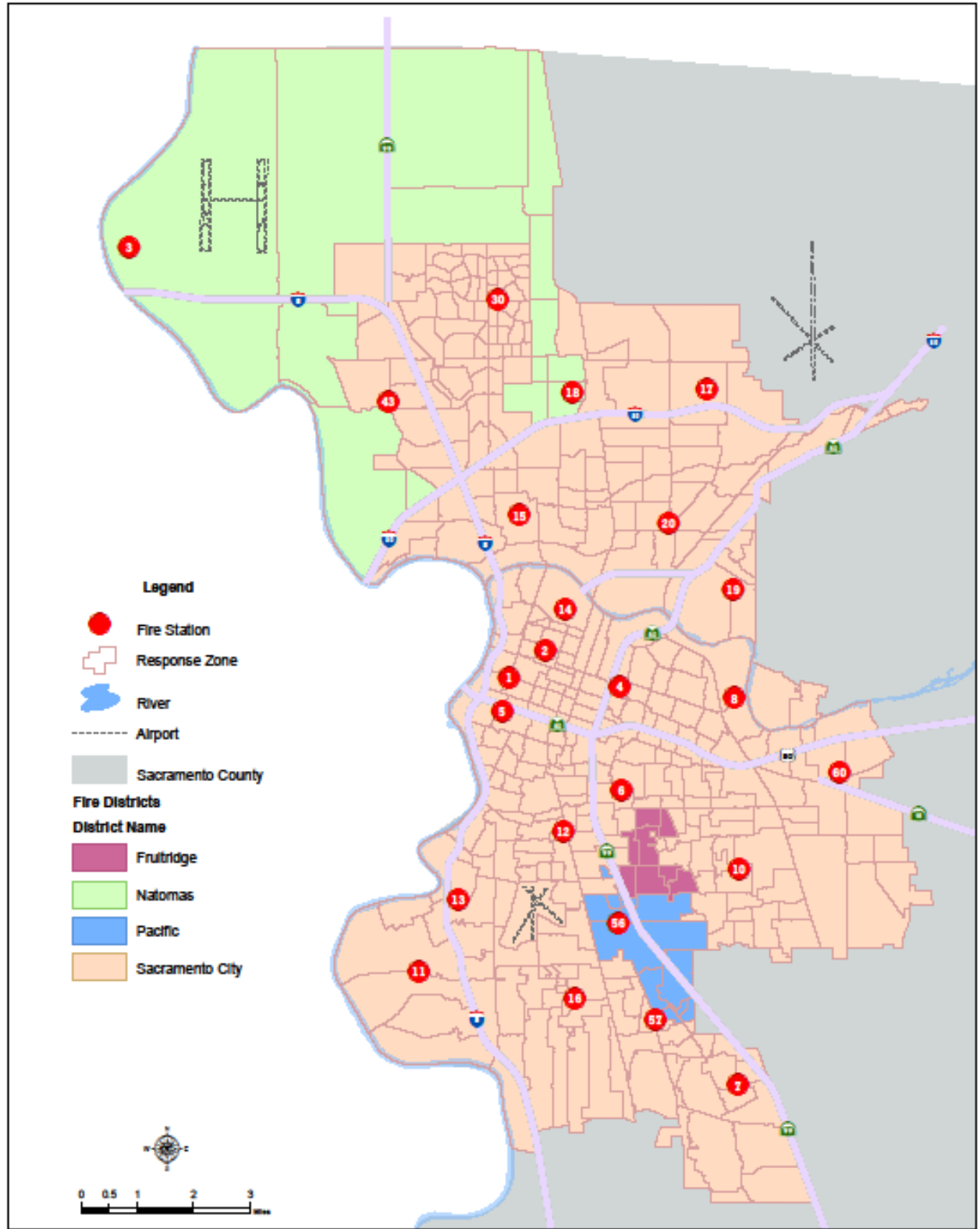
A sculpture by Numan Huseinbegovic is displayed in front of Fire Station 5

Facilities Map



**City of Sacramento
Fire Department**

Sacramento Fire Department Contract Service Areas



Operations



2015 EQUIPMENT ASSIGNMENTS

Station	Type I Eng	Truck	Rescue	Medic
Battalion 1				
Station 1	Engine 1			Medic 1
Station 2	Engine 2	Truck 2		Medic 2
Station 4	Engine 4			
Station 5	Engine 5	Truck 5		
Station 6	Engine 6	Truck 6		Medic 6
Station 8	Engine 8			Medic 8
Station 12	Engine 12			Medic 12
Station 14	Engine 14			
Battalion 2				
Station 7	Engine 7	Truck 7		Medic 7
Station 10	Engine 10	Truck 10		Medic 10
Station 11	Engine 11			Medic 11
Station 13	Engine 13			
Station 16	Engine 16	Truck 16		
Station 56	Engine 56			Medic 56
Station 57	Engine 57			
Station 60	Engine 60			
Battalion 3				
Station 3	Engine 3			
Station 15	Engine 15			
Station 17	Engine 17	Truck 17		Medic 17
Station 18	Engine 18			
Station 19	Engine 19			Medic 19
Station 20	Engine 20		Rescue 20	Medic 20
Station 30	Engine 30	Truck 30		Medic 30
Station 43	Engine 43			Medic 43
Total	24	8	1	14

The Sacramento Fire Department's front-line operation is organized into three shifts that operate on a 56 hour work week. Firefighters work two days on and four days off (48/96) schedule. The department currently deploys 24 Engine Companies, 8 Truck Companies, 1 Rescue Company, 14 Medic Units, and 3 Battalion Chiefs operating out of 24 fire stations. These units provide service to approximately 150 square miles and a population of about 520,000. Additionally, air units; type III; type IV and patrol wild land units; boats; and hazardous materials units are cross staffed within fire stations.

Suppression companies (Engines and Trucks) are staffed with 4 personnel consisting of a Company Officer (Captain), Engineer, and two Firefighters. Ambulances are staffed with 2 Firefighter Paramedics or one Firefighter Paramedic and one Firefighter – EMT.

In 2015:

- ♦ The economy continued to show signs of recovery and the department added medic 30 to increase service in the Natomas area.
- ♦ The department staffed daily with 24 engines, 8 trucks, 1 rescue, 14 medics, 3 battalion chiefs and one EMS officer for a total daily staffing of 163 personnel.
- ♦ The department continued to see a rise in call volume without indicating a sharp trend in any specific area of call type.
- ♦ The regional standard operating guideline group continued to grow the number of approved SOG's to move the region closer in the effort of interoperability.

Operations

STATION FIRST-IN IN SFD JURISDICTION	INCIDENTS	PERCENT
Unknown	8	0.01%
Station 1	2387	3.12%
Station 2	4890	6.40%
Station 3	719	0.94%
Station 4	4413	5.77%
Station 5	2050	2.68%
Station 6	5534	7.24%
Station 7	3791	4.96%
Station 8	2160	2.83%
Station 10	4482	5.86%
Station 11	2719	3.56%
Station 12	1885	2.47%
Station 13	1963	2.57%
Station 14	2628	3.44%
Station 15	3716	4.86%
Station 16	4335	5.67%
Station 17	4557	5.96%
Station 18	1742	2.28%
Station 19	1713	2.24%
Station 20	5918	7.74%
Station 30	1893	2.48%
Station 43	1563	2.04%
Station 56	3974	5.20%
Station 57	3268	4.28%
Station 60	1892	2.48%
Station 09*	536	0.70%
Station 101**	385	0.50%
Station 103**	388	0.51%
Station 105**	143	0.19%
Station 111**	29	0.04%
Station 114**	3	0.00%
Station 115**	21	0.03%
Station 116**	2	0.00%
Station 41**	3	0.00%
Station 42**	4	0.01%
Station 51**	30	0.04%
Station 53**	211	0.28%
Station 54**	30	0.04%
Station 74**	32	0.04%
Station 75**	12	0.02%
Station 76**	356	0.47%
Station 92**	0	0.00%
Station WS41**	32	0.04%
Station WS44**	19	0.02%
TOTAL CALLS IN SFD JURISDICTION	76436	100.00%

* STATION IS CURRENTLY INACTIVE

**MUTUAL AID STATION'S WHERE FIRST IN OVERLAPS INTO SFD JURISDICTION



Sacramento firefighters performed over 350 animal rescues in 2105.

MUTUAL AID JURISDICTIONS	TOTAL	PERCENT
Airport - Sacramento Intl	1	0.0%
Aerojet	0	0.0%
Courtland	3	0.0%
Cosumnes	549	0.7%
Dry Creek	0	0.0%
Folsom	5	0.0%
OES	1	0.0%
Metro	6527	7.8%
Walnut Grove	5	0.0%
West Sacramento	67	0.1%
Wilton	2	0.0%
Woodland	0	0.0%
None Selected	63	0.1%
TOTAL MUTUAL AID GIVEN	7223	8.63%
OTHER	42	0.05%
TOTAL CALLS IN SFD JURISDICTION	76436	91.32%
TOTAL CALLS	83701	100%

Operations

FINAL CALL SUMMARY	TOTAL	PERCENT
Fires	2662	3.2%
Explosions	373	0.4%
Medical	49451	59.1%
Hazardous Condition	574	0.7%
Service	4344	5.2%
Good Intent	12059	14.4%
False Alarm	2752	3.3%
Natural Disaster	1	0.0%
Special Calls	26	0.0%
SUBTOTAL	72242	86.3%
Incomplete Reports	4194	5.0%
TOTAL IN JURISDICTION	76436	91.3%
Mutual Aid Given	7223	8.6%
Other	42	0.1%
TOTAL	83701	100%

UNIT DISPATCHED	DISPATCHES	PERCENT OF TOTAL
BC1	2320	1.35%
BC2	2126	1.24%
BC3	1988	1.16%
Engine 01	2817	1.64%
Engine 02	4721	2.74%
Engine 03	693	0.40%
Engine 04	4300	2.50%
Engine 05	2470	1.44%
Engine 06	5149	2.99%
Engine 07	3959	2.30%
Engine 08	2583	1.50%
Engine 10	4489	2.61%
Engine 11	2707	1.57%

UNIT DISPATCHED	DISPATCHES	PERCENT OF TOTAL
Engine 12	2208	1.28%
Engine 13	2294	1.33%
Engine 14	3248	1.89%
Engine 15	3739	2.17%
Engine 16	3766	2.19%
Engine 17	4242	2.47%
Engine 18	2068	1.20%
Engine 19	3226	1.88%
Engine 20	5262	3.06%
Engine 30	1821	1.06%
Engine 43	1649	0.96%
Engine 56	4250	2.47%
Engine 57	3975	2.31%
Engine 60	2374	1.38%
Medic 01	5470	3.18%
Medic 02	6563	3.82%
Medic 05	160	0.09%
Medic 06	6110	3.55%
Medic 07	5014	2.91%
Medic 08	4057	2.36%
Medic 10	4732	2.75%
Medic 11	4234	2.46%
Medic 12	4859	2.82%
Medic 17	4645	2.70%
Medic 19	4957	2.88%
Medic 20	6104	3.55%
Medic 30	1228	0.71%
Medic 43	3873	2.25%
Medic 56	6033	3.51%
Rescue 20	2832	1.65%
Truck 02	2768	1.61%
Truck 05	1326	0.77%
Truck 06	2575	1.50%
Truck 07	2142	1.25%
Truck 10	2287	1.33%
Truck 16	2283	1.33%
Truck 17	2290	1.33%
Truck 30	1033	0.60%
TOTAL	172019	100.00%

Emergency Medical Services

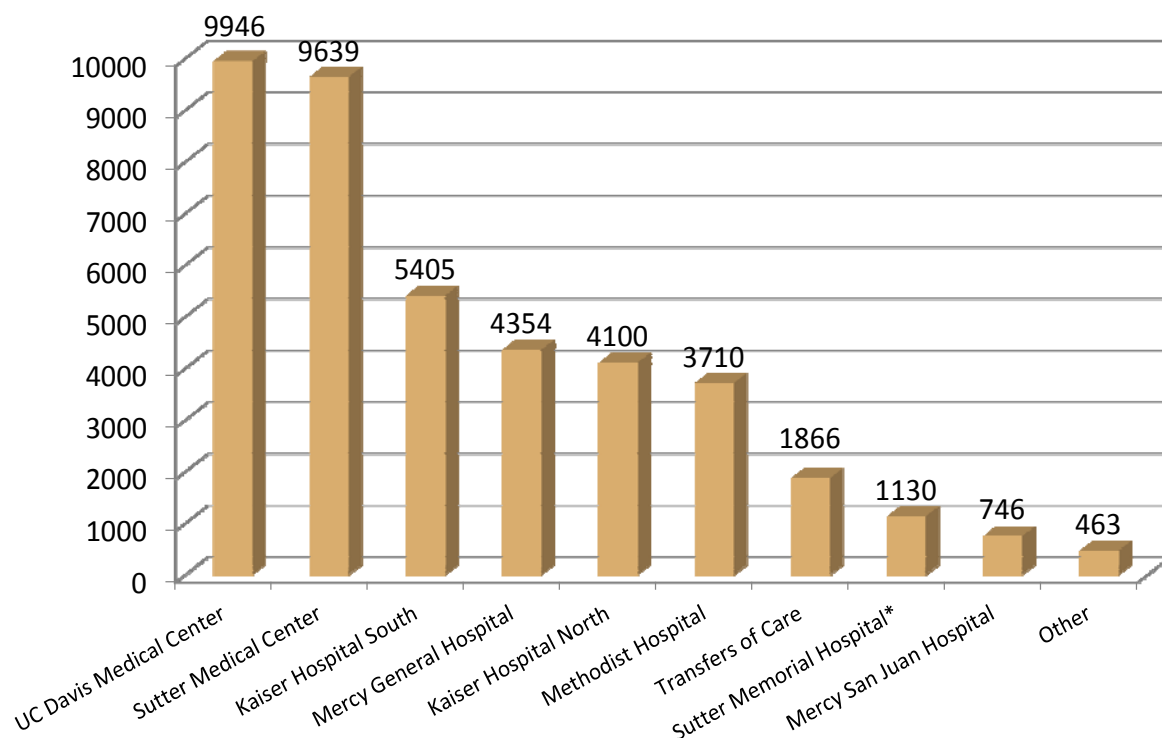


The Sacramento Fire Department has provided paramedic transport services in the City of Sacramento since 1994. The Emergency Medical Services (EMS) Division's goal is to provide the highest level public service to the customer. EMS, in concert with other fire departments' EMS divisions, participates in shaping pre-hospital care through collaboration with the Sacramento County EMS authority, local hospitals and community organizations.

In 2015:

- ♦ The Division implemented 12 lead transmissions to all hospitals, reducing the time of dispatch to STEMI care.
- ♦ The Department was nominated for excellence in pre-hospital care in improving cardiac survivability rates to the citizens of Sacramento for 2015 by American Heart Association.
- ♦ The Division implementation of Pulse Point mobile app, which empowers CPR-trained citizens and off-duty professionals to provide critical assistance immediately following cardiac arrest.

Hospital Transports

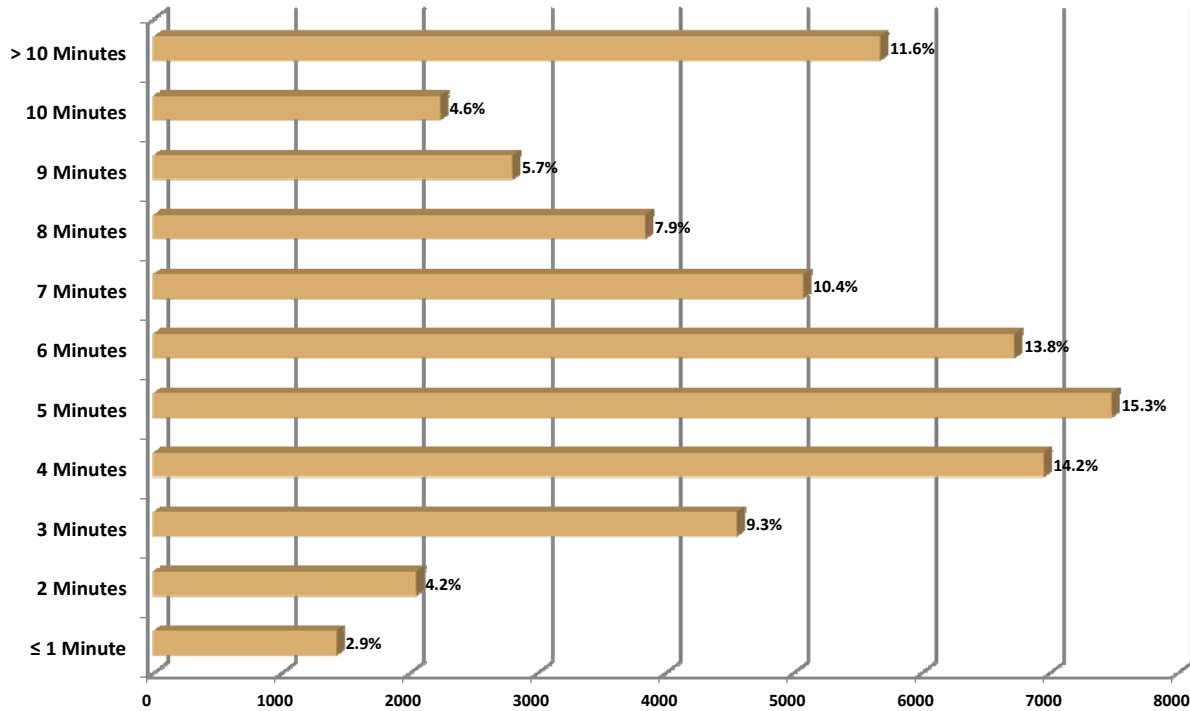


*Sutter Memorial Hospital Closed August 2015

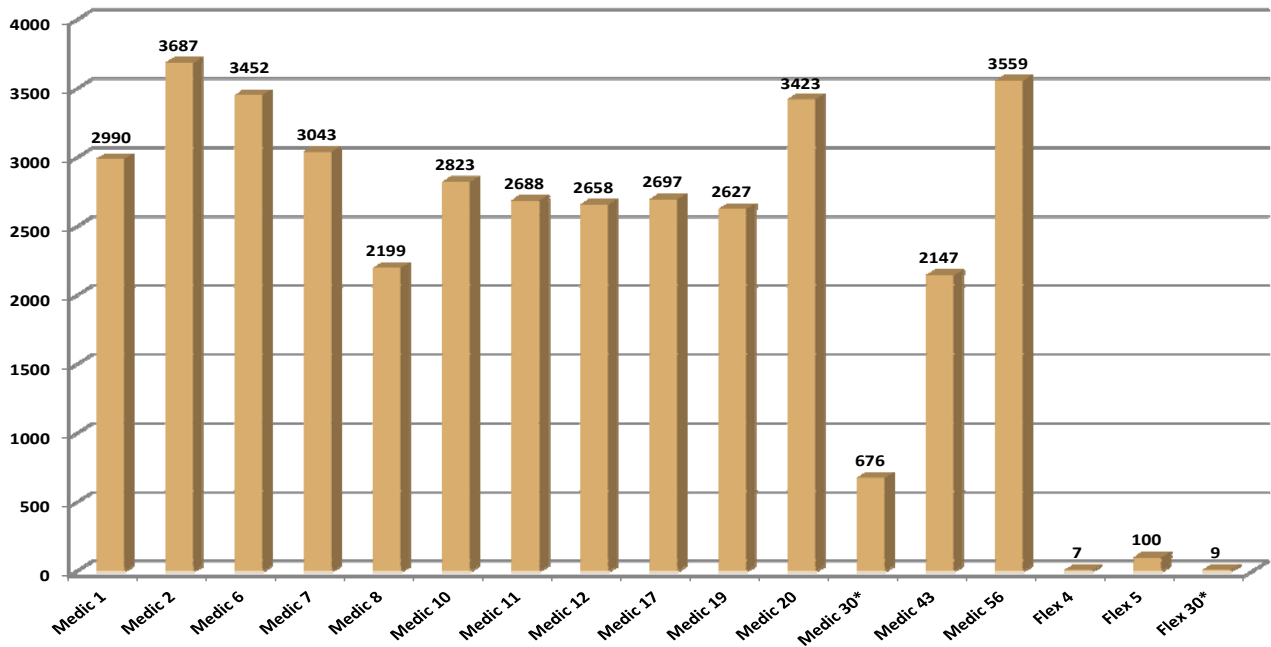
Emergency Medical Services

Medic Dispatch to Scene Time

Within Eight Minutes - 78% of All 911 Calls On Scene



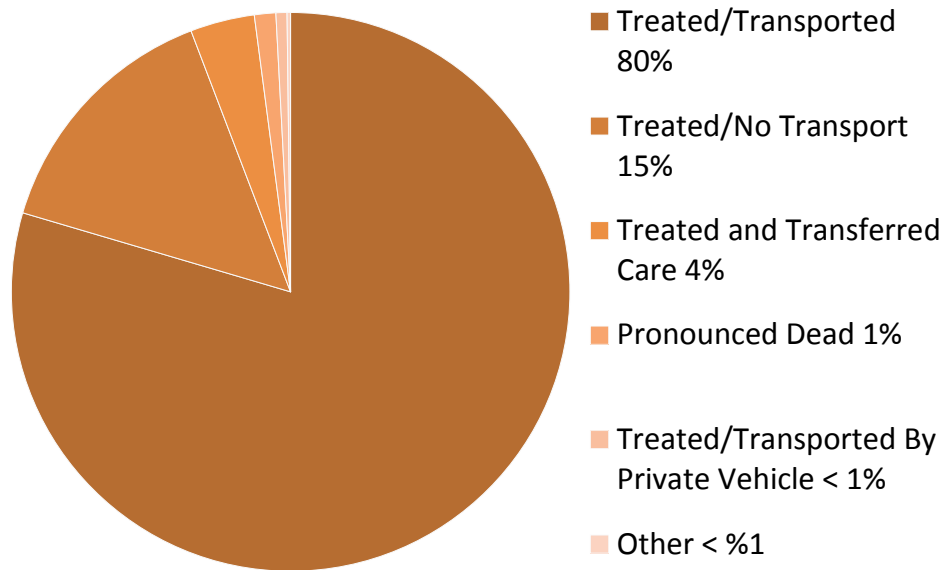
Transports by Medic Unit



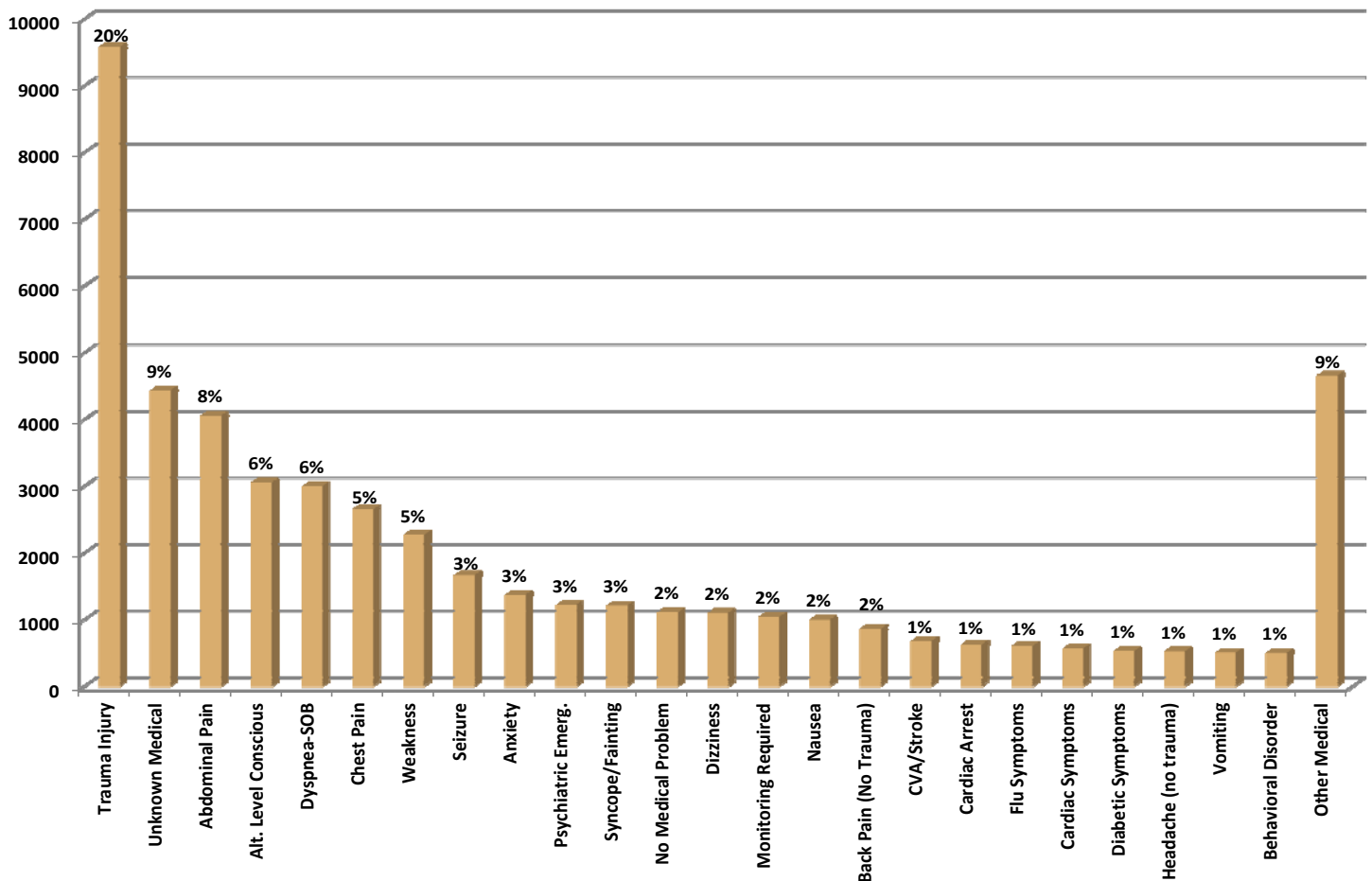
*Medic 30 was a Flex Medic until July 2015

Emergency Medical Services

Run Disposition



Top Provider Impressions



Special Operations

Special Operations is a multi-faceted division under the Office of Operations. Administered by an Assistant Chief, the division is staffed by two Captains who administer the Hazardous Materials, Domestic Preparedness, and Technical Rescue programs and a Battalion Chief who manages the Urban Search and Rescue program which is funded by a grant from the Department of Homeland Security. Additionally, two front line Battalion Chiefs oversee the Boat and Heavy Rescue programs.

In 2015:

- ♦ The Division trained 8 new members at the HM Specialist level
- ♦ There was an increased focus on HAZBOMB threat with regional training and exercises with EOD units
- ♦ Staff created a response and decon plan for the EBOLA virus



Fire Prevention

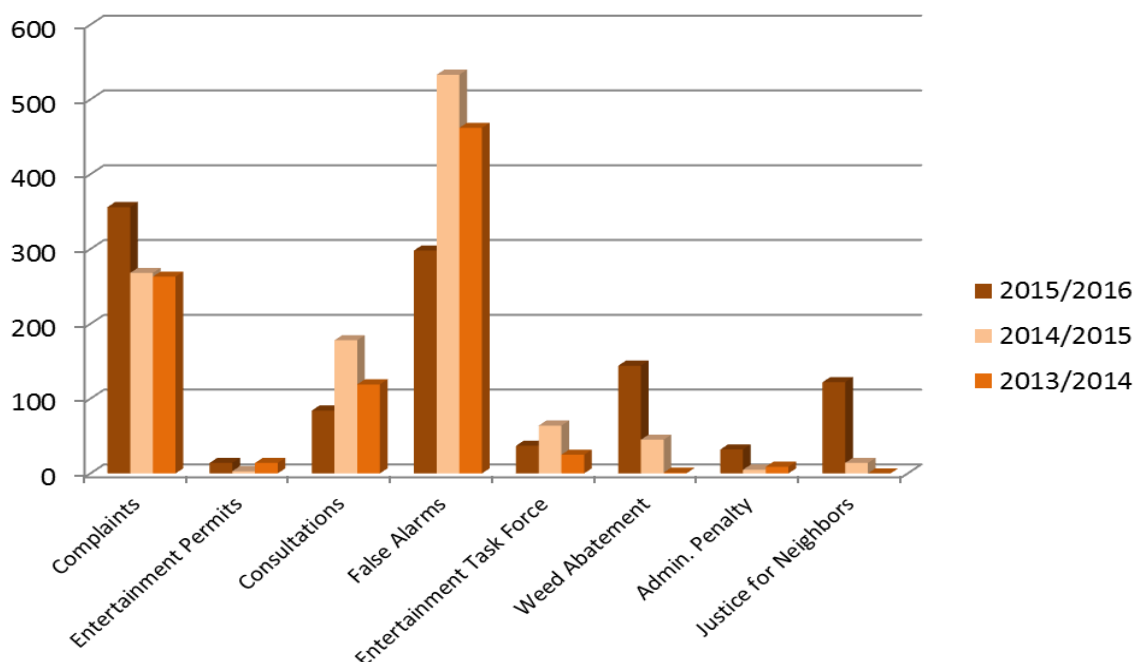
The Fire Prevention Division's mission is to improve the lives of City residents by preventing fires and reducing the impact of fires that occur. To accomplish its mission, the division performs inspections of businesses and occupancies as mandated by state and local ordinances, and investigates all major fires occurring within the Fire Department's jurisdiction.

- ♦ Developmental Services - provides inspections for new or repaired fire protection systems requiring a fire construction permit.
- ♦ Fire Permits - provides inspections for existing occupancies required to have an operational permit and those required by the California Health and Safety Code to be inspected on an annual basis.
- ♦ Fire Code Enforcement - responds to complaints regarding fire and life safety code violations.
- ♦ Fire Arson Investigation - investigates all major fires and makes arrests of persons responsible for unlawful actions related to fire.

In 2015:

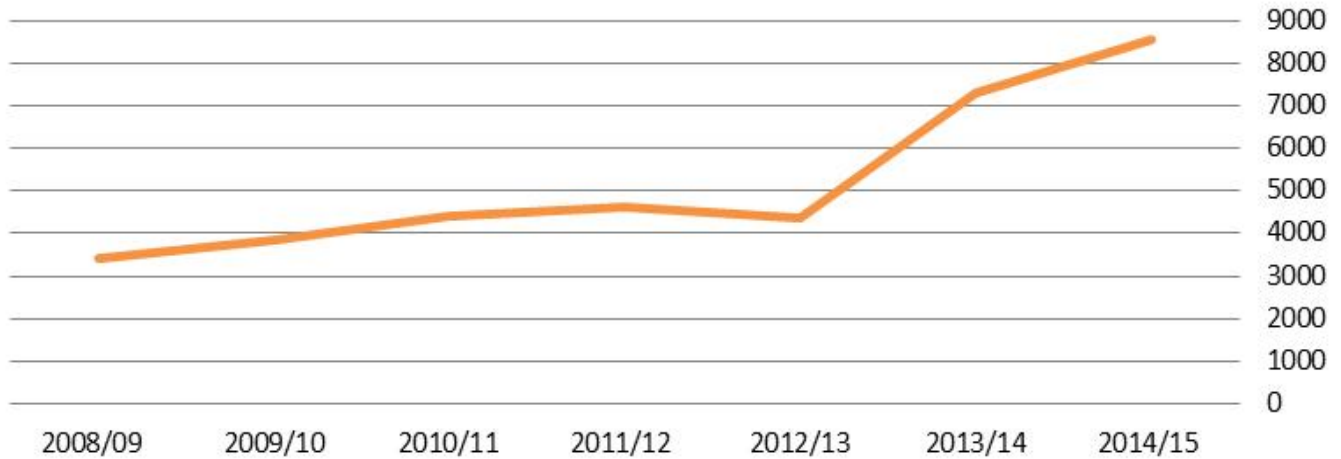
- ♦ Inspected over 200 schools and over 45 high-rise buildings.
- ♦ Conducted more than 3,400 new construction/tenant improvement inspections; along with more than 9,300 annual fire permit and code enforcement inspections.
- ♦ Generated approximately \$2 million in revenue.
- ♦ Implemented changes to better assist fire suppression, by reorganizing battalion assignments to streamline the fire code enforcement responses.
- ♦ Instituted a plan to maximize efficiency and provide higher level of customer service by working with the City Auditor to address the concerns outlined in the Fire Prevention Audit of 2012. The plan will ensure that the Division meets its inspection goals and project timelines.
- ♦ Added an additional fire investigator to the fire investigations unit. 53% percent of fires investigated were found to be incendiary in cause, with a 22.1 percent arrest rate.

Code Enforcement Inspections

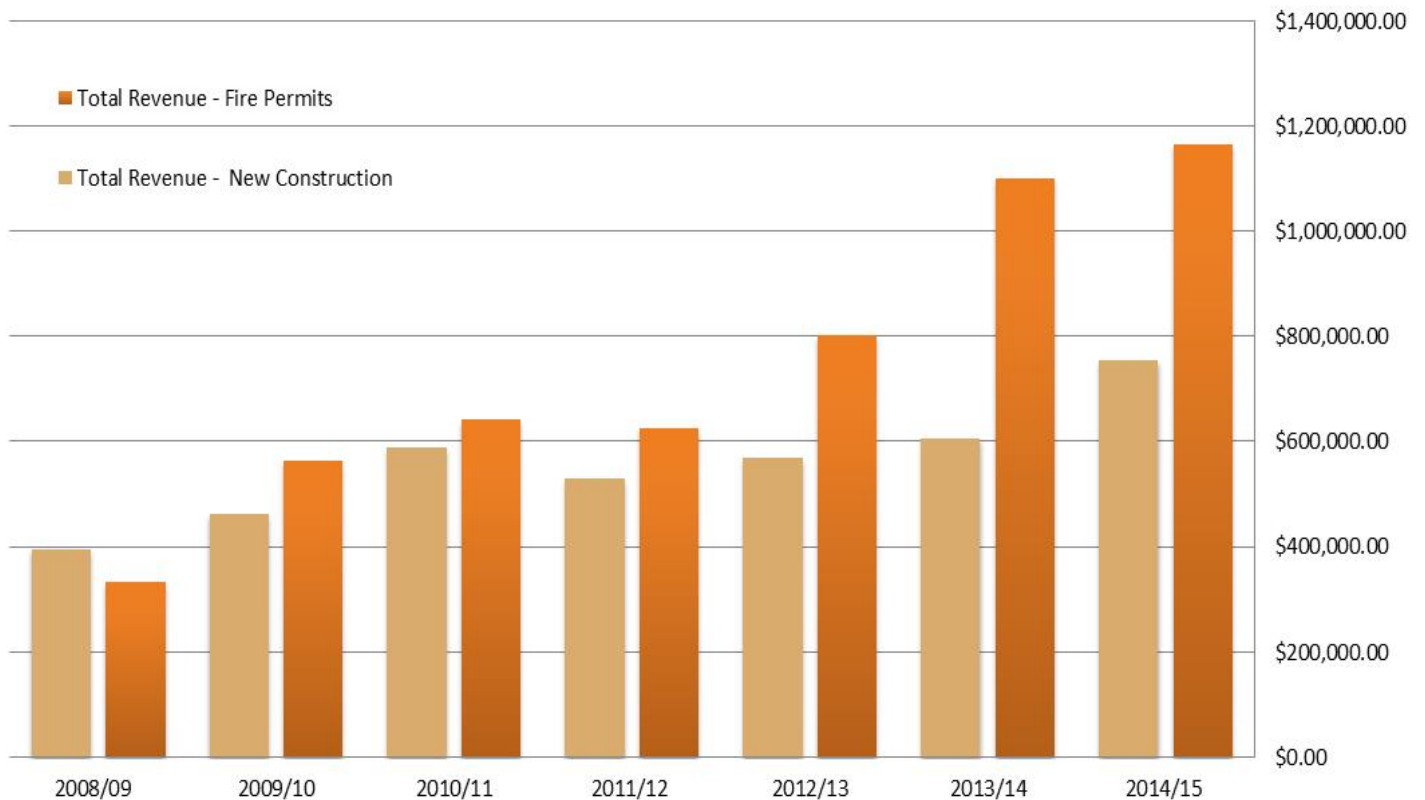


Fire Prevention

Annual Permit Inspections Completed



Annual Revenue



Fire Prevention

FIRE/ARSON INVESTIGATION UNIT STATISTICS

Fires Investigated:	500
Cases Classified as Arson/Fire Related Crime:	260
Cases Cleared by Arrest:	50
Arrest Clearance Rate:	19.23%

Fire Injuries Investigated:	21
Fire Deaths Investigated:	6
Estimated Fire Loss of Fires Investigated:	\$126,392,723

Investigated Fires by Classification	Count	Percentage	Sum of Fire Loss
Accidental	27	5.40%	\$1,300,000
Incendiary	260	52.00%	\$5,817,372
Not Classified	46	9.20%	\$747,601
Undetermined	167	33.40%	\$118,527,750
Grand Total	500	100.00%	\$126,392,723

Investigated Fires by Type	Count	Percentage	Sum of Fire Loss
Apartment	27	5.40%	\$2,001,500
Commercial	38	7.60%	\$114,697,550
Dumpster	12	2.40%	\$2,950
Dwelling	169	33.80%	\$7,846,025
Grass	93	18.60%	\$290,083
Miscellaneous	86	17.20%	\$142,964
School	6	1.20%	\$5,151
Vehicle	69	13.80%	\$1,406,500
Grand Total	500	100.00%	\$126,392,723



Fire Prevention

FIRE/ARSON INVESTIGATION UNIT STATISTICS

INVESTIGATED FIRES BY TYPE	COUNT	PERCENTAGE	SUM OF FIRE LOSS
Accidental	27	5.40%	\$1,300,000
Apartment	4	0.80%	\$125,500
Commercial	2	0.40%	\$402,000
Dwelling	17	3.40%	\$765,500
Grass	1	0.20%	
Miscellaneous	2	0.40%	\$5,000
Vehicle	1	0.20%	\$2,000
Incendiary	260	52.00%	\$5,817,372
Apartment	14	2.80%	\$1,379,000
Commercial	17	3.40%	\$707,500
Dumpster	7	1.40%	\$1,950
Dwelling	66	13.20%	\$2,859,625
Grass	59	11.80%	\$277,332
Miscellaneous	46	9.20%	\$87,614
School	4	0.80%	\$5,051
Vehicle	47	9.40%	\$499,300
Not Classified	46	9.20%	\$747,601
Apartment	2	0.40%	
Commercial	2	0.40%	\$500,000
Dumpster	2	0.40%	
Dwelling	8	1.60%	\$195,000
Grass	11	2.20%	\$2,501
Miscellaneous	16	3.20%	\$100
Vehicle	5	1.00%	\$50,000
Undetermined	167	33.40%	\$118,527,750
Apartment	7	1.40%	\$497,000
Commercial	17	3.40%	\$113,088,050
Dumpster	3	0.60%	\$1,000
Dwelling	78	15.60%	\$4,025,900
Grass	22	4.40%	\$10,250
Miscellaneous	22	4.40%	\$50,250
School	2	0.40%	\$100
Vehicle	16	3.20%	\$855,200
Grand Total	500	100.00%	\$126,392,723

Training

The Training Division promotes the improvement of public service through the facilitation of ongoing drills and exercises that reflect the real-life experiences encountered in the field by firefighting crews. The overall mission is to prepare employees to be successful in their careers by providing the tools and the blueprint to succeed at emergency incidents through the administration of training exercises incorporating the best, most current practices of existing regulations and standards.



2015 Fire Recruit Academy

In 2015:

- Successfully completed and submitted application to State Fire Training to be considered as an Accredited Local Academy.
- Instituted ISO training tracker system in Target Solutions along with setting up Training Credential program allowing the department to track individual training hours required for ISO.
- Fire Academy staff completed the process of transitioning all recruit curriculum to meet State Fire Training requirements so that all future firefighters can be state certified.

Technical Services

The Sacramento Fire Department's Information Technology Division supports field operations and administration by maintaining the existing technology and communications systems and is responsible for future systems planning.

In 2015:

- ◆ All 26 fire stations and other locations received a much needed upgrade to their network connections.
- ◆ New AT&T fiber was installed and new Cisco networking equipment was installed.
- ◆ 25 new laptops were purchased for the Fire academy.
- ◆ 25 Ruggedized laptops were purchased for the EMS Division for the medics to use in the field for electronic patient care reports. All of the ambulances had Verizon cellular routers installed for communication in the field. The ambulances also had vaults installed that would track medicine usage. Testing began for the Zoll EKG devices to transmit important information to the hospitals while en route, saving crucial time.
- ◆ The timekeeping application Telestaff was upgraded. New programs were written to transfer information into the records management system, FDM, for roster changes.
- ◆ The Fire Prevention officers and arson investigators received computer tablets to do mobile computing. A new application was written allowing the officers easier access to information in the records management system. A new application was written to help identify business with false alarms. Another application was written to help identify new business within the City to generate new revenue.
- ◆ A Systems Support Specialist II from Public Safety IT began working exclusively for the Fire Department on helpdesk and system engineering related projects, quickly fixing computer issues and upgrading outdated equipment.
- ◆ The year was busy with upgrading Mobile Data computers in the trucks and engines. All of the portable radios were reprogrammed as well.
- ◆ By November, the City Council signed a contract with New World, who was selected as the new CAD Computer Aided Dispatch software vendor.



Special Projects

The Special Projects Division is part of the Office of the Chief and is responsible for organizing and managing a broad assortment of department and citywide initiatives, projects and programs with high visibility and critical to the department as determined by the Fire Chief.

In 2015:

- ♦ The Division administered a \$184,000 grant award from the Department of Homeland Security, Assistance to Firefighters Grant Program for the purchase of fitness equipment.
- ♦ The Division conducted the initial process to produce a Standards of Cover and Community Risk Assessment study that will be used to determine the distribution and concentration of operational resources.
- ♦ The Division assisted the Fire Marshal's efforts to reestablish the Department's Public Education and Youth Firesetter Programs.
- ♦ The Division assisted in updating the Department's policies and procedures process as well as disseminating the Fire Chief's 2015 initiatives.
- ♦ The Division processed 978 records requests and subpoenas.



The fire department hosted twenty-two station open house events between May and October 2015 .



Sacramento Mayor and City Council

Kevin Johnson, Mayor
Angelique Ashby, District 1
Allen Warren, District 2
Jeff Harris, District 3
Steve Hansen, District 4
Jay Schenirer, District 5
Eric Guerra, District 6
Rick Jennings, District 7
Larry Carr, District 8

City Manager

John Shirey

Assistant City Managers

Howard Chan
John Dangberg

*For more information about the Sacramento Fire Department, please call (916) 808-1300
or visit our web site at <http://www.sacfire.org>.*