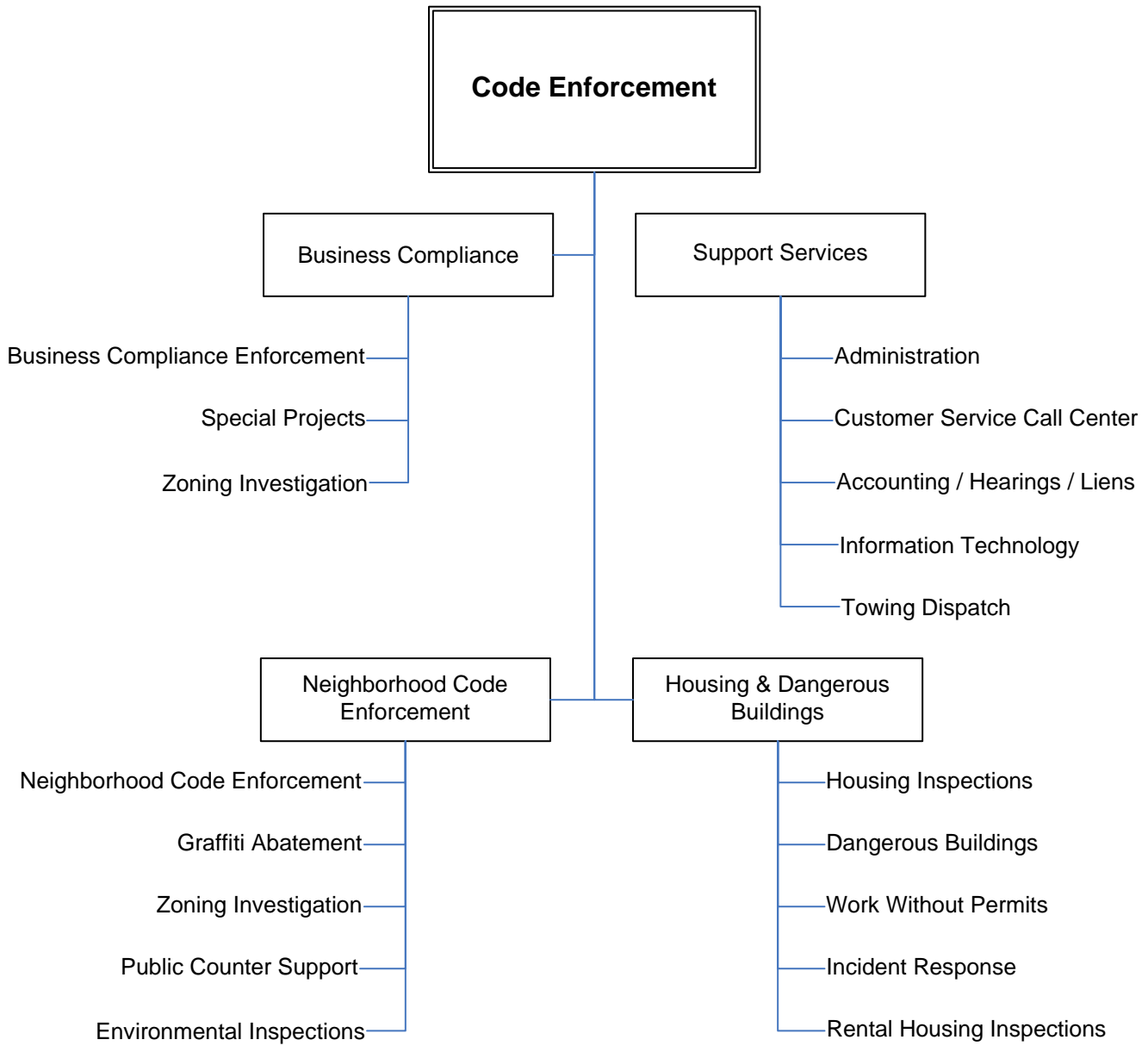


10

SECTION – 10
CODE ENFORCEMENT



CODE ENFORCEMENT

To maintain and improve the quality of life through fair and equitable enforcement of health, safety and nuisance codes.

DESCRIPTION

Code Enforcement is responsible for enforcing City codes to keep neighborhoods safe and healthy by reducing blight and nuisances. Enforcement activities within Code Enforcement include those related to junk and debris, abandoned vehicles, zoning, graffiti, dangerous and substandard structures, rental housing inspections in focused areas, vectors, and environmental health. The Code Enforcement Department also provides incident response to catastrophic events on a 24-hour basis and enforcement for business related activities such as tobacco retailer licensing, entertainment permits, and taxi cabs.

MORE INFORMATION

Please see the following for more information about the Code Enforcement Department:

Web site - <http://www.cityofsacramento.org/code>

Key Contacts -

Department Director

Max Fernandez
921 10th Street, Room 500
Sacramento, CA 95814
(916) 808-7940
mfernandez@cityofsacramento.org

Support Services Manager

Candace Noguchi
921 10th Street, Room 500
Sacramento, CA 95814
(916) 808-8880
cnoguchi@cityofsacramento.org

OBJECTIVES FOR FY2007/08

- Develop process maps for department functions to improve customer service, streamline processes, and increase efficiency.
- Continue to develop the Business Compliance Division by implementing enforcement plans for new programs, such as pedicabs, and working closely with the Revenue Division on the review of home occupation permits and business operations tax certificates.
- Transition the permit issuance for tobacco retailer licensing to the Revenue Division, which will allow Code Enforcement to focus on the enforcement related functions of the ordinance.
- Train hearing examiners and staff on the new Business Compliance hearing process.
- Establish geographic information systems (GIS) support necessary for Code Enforcement case management, continuation of proactive rental inspections, and managing performance trends.
- Establish contracts with vendors for graffiti abatement to supplement existing weekend abatement efforts and improve response time.

ACCOMPLISHMENTS IN FY2006/07

- Implemented enforcement functions for taxicabs, mobile food vending, and somatic practitioners. Established a hearing process for the Business Compliance Division which was adapted from the existing Code Enforcement hearing procedures.

- Implemented a new web-based case management system with enhanced capabilities to improve efficiency and provide better customer service.
- Reduced the backlog of zoning investigations with the addition of a second zoning investigator.
- Assumed dispatching functions for vehicle towing from the Police Department.
- Implemented a pilot program for proactive inspections of residential rental housing property.
- Added staffing and resources to the graffiti abatement program. In coordination with Los Rios Community College District and the Sacramento City Unified School District, developed a prevention and education program for middle-school-age youth. The program delivers an anti-graffiti and anti-gang message through theater skits and discussion.
- Transitioned the entertainment permit issuance function to the Revenue Division.
- Improved customer service and efficiency in the Housing and Dangerous Buildings Division by issuing building permits in the field.

PROPOSED BUDGET/STAFFING CHANGES

Organizational Changes

None

Augmentations

None

Department Budget Summary

Code Enforcement Budget Summary	FY 2005/06 Actual	FY 2006/07 Approved	FY 2006/07 Amended	FY 2007/08 Proposed	Change More/(Less) Proposed/Amended
Positions (FTE)	82.00	94.00	94.00	94.00	0.00

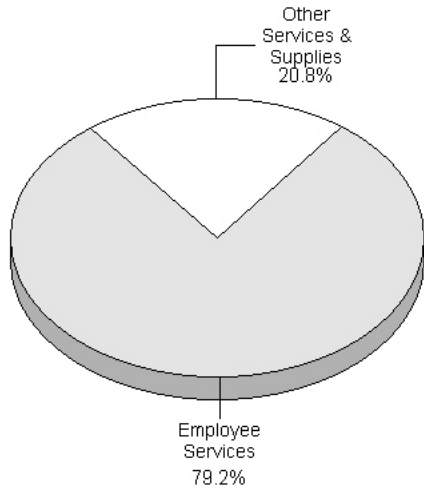
Budgeted Expenditures

Employee Services	5,602,183	7,452,511	7,452,511	7,855,694	403,183
Equipment	89,442	63,900	240,710	0	(240,710)
Other Services & Supplies	2,227,335	2,086,496	2,086,496	2,060,705	(25,791)
Total:	7,918,960	9,602,907	9,779,717	9,916,399	136,682

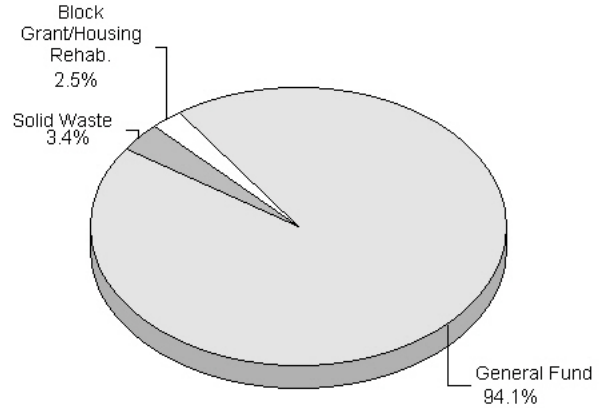
Funding Summary by Fund/Special District

Block Grant/Housing Rehab.	250,000	250,000	250,000	250,000	0
Development Services	56,395	56,395	56,395	0	(56,395)
General Fund	7,279,043	8,962,990	9,139,800	9,332,877	193,077
Solid Waste	333,522	333,522	333,522	333,522	0
Total:	7,918,960	9,602,907	9,779,717	9,916,399	136,682

Budgeted Expenditures - FY08



Funding Summary - FY08



Division Budget Summary

Code Enforcement Division Budgets	FY 2005/06 Actual	FY 2006/07 Approved	FY 2006/07 Amended	FY 2007/08 Proposed	Change More/(Less) Proposed/Amended
Code Enforcement	7,913,591	9,602,907	9,779,717	9,916,399	136,682
Total:	7,913,591	9,602,907	9,779,717	9,916,399	136,682

Staffing Levels

Code Enforcement Division FTEs	FY 2005/06 Actual	FY 2006/07 Approved	FY 2006/07 Amended	FY 2007/08 Proposed	Change More/(Less) Proposed/Amended
Code Enforcement	82.00	94.00	94.00	94.00	0.00
Total:	82.00	94.00	94.00	94.00	0.00

Performance Trend Measures

Activity: Rental Housing Inspections

Type of Measure: Demand

	FY 03/04	FY 04/05	FY 05/06	FY 06/07	FY 07/08
	-	-	-	2,100	-

Measure: Rental Units in the Focus Areas

Baseline Measure: 2,100

Service Level Standard: TBD

Definition: The total number of rental units in a specific geographic region.

Type of Measure: Output

	FY 03/04	FY 04/05	FY 05/06	FY 06/07	FY 07/08
	-	-	-	2,100	-

Measure: Rental Units Inspected in the Focus Areas

Baseline Measure: 2,100

Service Level Standard: TBD

Definition: The total number of inspections conducted on rental housing units.

Type of Measure: Outcome

	FY 03/04	FY 04/05	FY 05/06	FY 06/07	FY 07/08
	-	-	-	-	-

Measure: Days to Close a Rental Housing Case

Baseline Measure: New Measure

Service Level Standard: TBD

Definition: The total number of days to bring a property into compliance.

Type of Measure: Outcome

	FY 03/04	FY 04/05	FY 05/06	FY 06/07	FY 07/08
	-	-	-	28%	-

Measure: Rental Properties with Voluntary Compliance

Baseline Measure: 28%

Service Level Standard: TBD

Definition: The percentage of rental properties that were inspected and voluntarily brought into compliance by the owner.

FY2007/08 Proposed Budget

Activity: Vehicle Abatement

Type of Measure: Demand

<u>FY 03/04</u>	<u>FY 04/05</u>	<u>FY 05/06</u>	<u>FY 06/07</u>	<u>FY 07/08</u>
19,245	18,662	16,965	17,000	17,000

Measure: Requests Received

Baseline Measure: 18,183

Service Level Standard: TBD

Definition: The total number of calls reporting on-street vehicles.

Type of Measure: Output

<u>FY 03/04</u>	<u>FY 04/05</u>	<u>FY 05/06</u>	<u>FY 06/07</u>	<u>FY 07/08</u>
17,844	18,195	16,880	17,000	17,000

Measure: Cases Closed

Baseline Measure: 17,347

Service Level Standard: TBD

Definition: The total number of on-street vehicle cases closed.

Type of Measure: Outcome

<u>FY 03/04</u>	<u>FY 04/05</u>	<u>FY 05/06</u>	<u>FY 06/07</u>	<u>FY 07/08</u>
17.88	15.75	9.19	9.00	9.00

Measure: Response Time

Baseline Measure: 15.26

Service Level Standard: 7 Working Days

Definition: The average time for case resolution for on-street vehicles.
