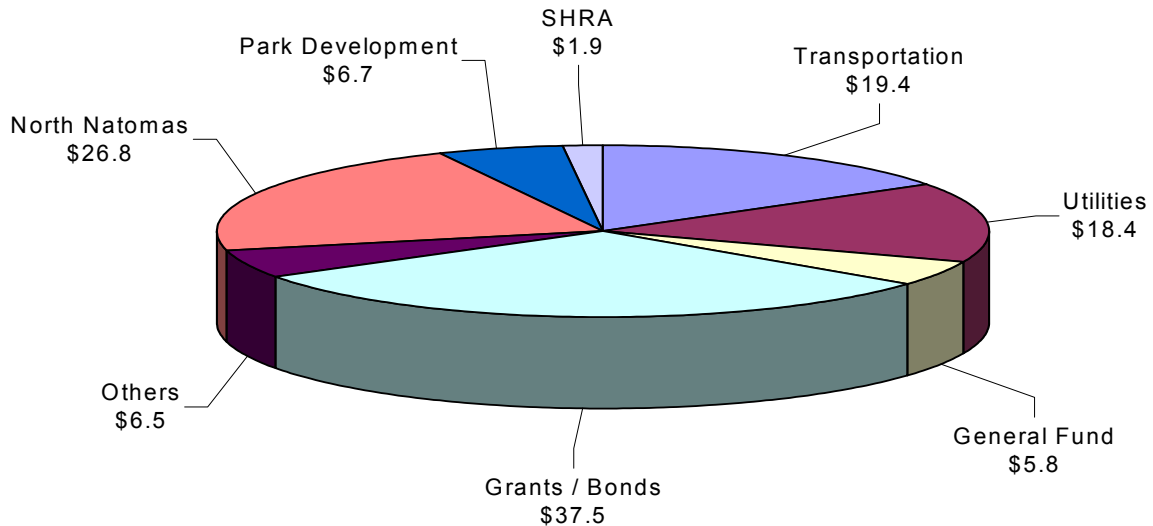


By Major Funding Source, the FY2003/04 Capital Budget is as follows:

**FY2003/04 Capital Improvement Program
Projects by Fund
Dollars in Millions
\$123.0**

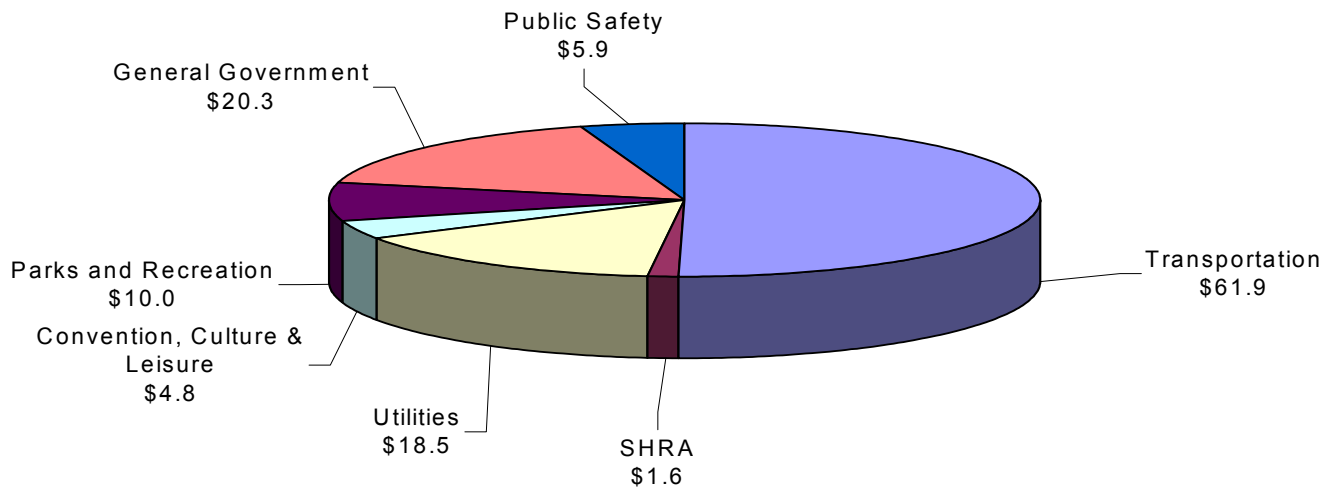


Note: Because of the uncertainty of the State of California’s budget crisis, and the possible shift of redevelopment tax increment funds to the state, funding for capital improvements through the Economic Development Department will not be reflected in the document at this time.



By Program Area, the FY2003/04 Capital Budget is as follows:

**FY2003/04 Capital Improvement Program
Projects by Program
Dollars in Millions
\$123.0**



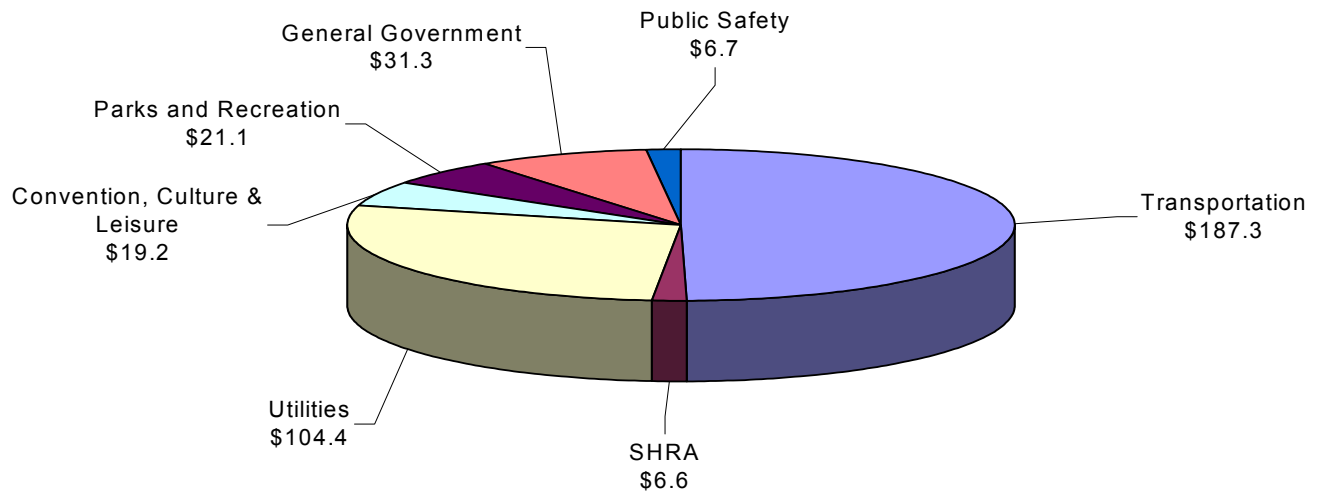
Notes:

- 1) The total reflected for each program area includes all funding sources for the projects located in these program areas.
- 2) Because of the uncertainty of the State of California's budget crisis, and the possible shift of redevelopment tax increment funds to the state, funding for capital improvements through the Economic Development Department will not be reflected in the document at this time.



The five-year, 2003-2008 Capital Improvement Program (CIP) is proposed as follows by Program:

**2003-2008 Capital Improvement Program
Projects by Program
Dollars in Millions
\$376.6**



Notes:

- 1) The total reflected for each program area includes all funding sources for the projects located in these program areas.
- 2) Because of the uncertainty of the State of California's budget crisis, and the possible shift of redevelopment tax increment funds to the state, funding for capital improvements through the Economic Development Department will not be reflected in the document at this time.



City of Sacramento

Capital Improvement Program

Projects by Fund - Total Fund Summary

The following is a summary of all funding sources for the five-year capital budget.

Schedule 4A
Summary of Capital Funding by Funding Source

| Funding Sources | Budget through 6/2003 | 2003/04 | 2004/05 | 2005/06 | 2006/07 | 2007/08 | Total 5 Year Funding |
|-----------------------------------|--------------------------|--------------|--------------|--------------|--------------|--------------|-------------------------|
| 101 General Fund | \$84,614,621 | \$5,775,415 | \$2,418,859 | \$2,280,184 | \$2,291,780 | \$2,303,655 | \$15,069,893 |
| 201 Measure A - Proj. | \$56,599,041 | \$10,502,237 | \$11,912,896 | \$11,912,896 | \$11,912,896 | \$11,912,896 | \$58,153,821 |
| 202 Gas Tax 2106 | \$9,407,887 | \$338,076 | \$320,000 | \$320,000 | \$320,000 | \$320,000 | \$1,618,076 |
| 205 Block Grant/SHRA | \$8,059,459 | \$0 | \$0 | \$0 | \$0 | \$0 | \$0 |
| 206 Tax Increment | \$30,816,720 | \$309,690 | \$0 | \$0 | \$0 | \$0 | \$309,690 |
| 207 Measure A - Maintenance | \$12,651,224 | \$3,303,766 | \$2,663,766 | \$2,663,766 | \$2,663,766 | \$2,663,766 | \$13,958,830 |
| 208 Traffic Safety | \$705,000 | \$0 | \$0 | \$0 | \$0 | \$0 | \$0 |
| 209 Major Street Construction | \$16,078,718 | \$4,347,583 | \$7,860,935 | \$7,868,563 | \$7,868,563 | \$7,868,563 | \$35,814,207 |
| 211 Street Cut | \$963,000 | \$0 | \$0 | \$0 | \$0 | \$0 | \$0 |
| 212 AB2928 Street Maintenance | \$4,148,362 | \$0 | \$0 | \$0 | \$0 | \$0 | \$0 |
| 213 State Rte. 160 | \$4,739,935 | \$602,503 | \$0 | \$0 | \$0 | \$0 | \$602,503 |
| 216 Truxel Interchange | \$37,377 | \$0 | \$0 | \$0 | \$0 | \$0 | \$0 |
| 235 Transportation Development | \$1,882,751 | \$307,672 | \$320,902 | \$334,701 | \$349,093 | \$364,104 | \$1,676,472 |
| 240 Pocket Trunk - Sewer | \$224,377 | \$75,000 | \$75,000 | \$0 | \$0 | \$0 | \$150,000 |
| 243 Bikeway | \$52,000 | \$0 | \$0 | \$0 | \$0 | \$0 | \$0 |
| 248 Capital Grants | \$29,246,199 | \$309,690 | \$0 | \$0 | \$0 | \$0 | \$309,690 |
| 258 N. Permit Center Telcom | \$1,348,676 | \$0 | \$0 | \$0 | \$0 | \$0 | \$0 |
| 281 Citywide L&L District | \$6,318,418 | \$1,118,099 | \$1,151,642 | \$1,186,191 | \$1,221,778 | \$1,244,333 | \$5,922,043 |
| 282 Citywide L&L Bond Issue | \$998,105 | \$0 | \$0 | \$0 | \$0 | \$0 | \$0 |
| 290 H Street Theater | \$528,000 | \$0 | \$0 | \$0 | \$0 | \$0 | \$0 |
| 412 Parking | \$38,461,260 | \$3,953,000 | \$2,878,000 | \$2,878,000 | \$2,878,000 | \$2,878,000 | \$15,465,000 |
| 413 Water | \$259,959,196 | \$10,140,000 | \$10,296,000 | \$8,166,000 | \$10,361,000 | \$11,531,000 | \$50,494,000 |
| 414 Sewer | \$25,766,248 | \$4,000,000 | \$5,700,000 | \$5,700,000 | \$4,000,000 | \$4,000,000 | \$23,400,000 |
| 415 Solid Waste | \$35,923,253 | \$262,000 | \$367,000 | \$372,000 | \$377,000 | \$382,000 | \$1,760,000 |
| 416 Landfill Closure | \$5,222,476 | \$0 | \$0 | \$0 | \$0 | \$0 | \$0 |
| 417 Sacramento Marina | \$575,194 | \$25,000 | \$25,000 | \$25,000 | \$25,000 | \$25,000 | \$125,000 |
| 418 Golf Fund | \$1,219,784 | \$60,000 | \$60,000 | \$60,000 | \$60,000 | \$60,000 | \$300,000 |
| 419 Community Center | \$2,171,133 | \$1,005,000 | \$810,000 | \$910,000 | \$1,000,000 | \$1,000,000 | \$4,725,000 |
| 420 Fleet Management | \$6,806,970 | \$193,000 | \$193,000 | \$193,000 | \$193,000 | \$193,000 | \$965,000 |
| 421 Risk Management | \$303,478 | \$0 | \$0 | \$0 | \$0 | \$0 | \$0 |
| 425 Storm Drainage | \$59,814,603 | \$4,000,000 | \$8,675,000 | \$9,100,000 | \$3,000,000 | \$3,000,000 | \$27,775,000 |
| 511 Federal Capital Grants | \$38,826,162 | \$26,322,503 | \$15,977,712 | \$0 | \$0 | \$0 | \$42,300,215 |
| 512 Other Capital Grants | \$23,349,656 | \$10,892,899 | \$2,221,000 | \$3,235,000 | \$6,753,000 | \$0 | \$23,101,899 |
| 517 95 Spring Storm FEMA | \$59,509 | \$0 | \$0 | \$0 | \$0 | \$0 | \$0 |
| 561 Ethel Macleod Hart Trust | \$696,860 | \$0 | \$0 | \$0 | \$0 | \$0 | \$0 |
| 585 Sutter Park Sites | \$67,630 | \$0 | \$0 | \$0 | \$0 | \$0 | \$0 |
| 586 Zoo | \$1,343 | \$0 | \$0 | \$0 | \$0 | \$0 | \$0 |
| 588 Park | \$100,060 | \$75,000 | \$0 | \$0 | \$0 | \$0 | \$75,000 |
| 590 Art In Public Places Projects | \$761,592 | \$0 | \$0 | \$0 | \$0 | \$0 | \$0 |
| 677 N Natomas CFD#4 Const | \$192,892 | \$0 | \$0 | \$0 | \$0 | \$0 | \$0 |
| 704 1993 Series B Cop | \$6,934,928 | \$100,000 | \$100,000 | \$100,000 | \$100,000 | \$100,000 | \$500,000 |



City of Sacramento

Capital Improvement Program

Projects by Fund - Total Fund Summary

The following is a summary of all funding sources for the five-year capital budget.

**Schedule 4A
Summary of Capital Funding by Funding Source**

| Funding Sources | Budget through 6/2003 | 2003/04 | 2004/05 | 2005/06 | 2006/07 | 2007/08 | Total 5 Year Funding |
|-------------------------------------|----------------------------------|----------------------|------------------------|---------------------|---------------------|----------------------|---------------------------------|
| 706 2000 CIP Bond Public Safty Bldg | \$13,242,679 | \$0 | \$0 | \$0 | \$0 | \$0 | \$0 |
| 709 1995 A Gas Tax Bond St Imp | \$134,394 | \$0 | \$0 | \$0 | \$0 | \$0 | \$0 |
| 710 Quimby Act | \$2,753,556 | \$755,000 | \$0 | \$0 | \$0 | \$0 | \$755,000 |
| 711 2002 CIP Bond Capital Projects | \$89,765,000 | \$0 | \$0 | \$0 | \$0 | \$0 | \$0 |
| 725 Cal EPA | \$170,926,955 | \$0 | \$0 | \$0 | \$0 | \$0 | \$0 |
| 780 N. Natomas Comm. Impr. | \$26,664,758 | \$26,774,799 | \$3,768,940 | \$121,000 | \$10,000 | \$10,000 | \$30,684,739 |
| 781 City Capital Projects | \$10,774,949 | \$0 | \$0 | \$0 | \$0 | \$0 | \$0 |
| 782 Richards/Railyards Impact A | \$2,890,000 | \$0 | \$0 | \$0 | \$0 | \$0 | \$0 |
| 791 Park Development | \$14,297,586 | \$5,834,046 | \$3,284,800 | \$1,000,000 | \$1,000,000 | \$2,800,000 | \$13,918,846 |
| 794 Citation I-5 Improvement | \$198,970 | \$0 | \$0 | \$0 | \$0 | \$0 | \$0 |
| 795 So Natomas Comm Improv | \$2,217,448 | \$0 | \$0 | \$0 | \$0 | \$0 | \$0 |
| 796 So Natomas Facility Benefit | \$340,950 | \$0 | \$0 | \$0 | \$0 | \$0 | \$0 |
| 983 SHRA-CDBG | \$0 | \$285,000 | \$1,147,000 | \$1,300,000 | \$1,300,000 | \$1,300,000 | \$5,332,000 |
| 984 SHRA - Misc | \$0 | \$18,242 | \$0 | \$0 | \$0 | \$0 | \$18,242 |
| 986 Tax Inc. - Alkali Flat | \$0 | \$95,918 | \$0 | \$0 | \$0 | \$0 | \$95,918 |
| 987 Tax Inc. - Franklin Blvd. | \$0 | \$88,951 | \$0 | \$0 | \$0 | \$0 | \$88,951 |
| 988 Tax Inc. - North Sacramento | \$0 | \$244,497 | \$0 | \$0 | \$0 | \$0 | \$244,497 |
| 989 Tax Inc. - Oak Park | \$0 | \$570,846 | \$0 | \$0 | \$0 | \$0 | \$570,846 |
| 990 Tax Inc. - Stockton Blvd. | \$0 | \$110,964 | \$0 | \$0 | \$0 | \$0 | \$110,964 |
| 991 Tax Inc. - Del Paso Heights | \$0 | \$171,168 | \$0 | \$0 | \$0 | \$0 | \$171,168 |
| | \$1,110,841,342 | \$122,967,564 | \$1,233,808,906 | \$59,726,301 | \$57,684,876 | \$117,411,177 | \$376,562,510 |



City of Sacramento

Capital Improvement Program

Projects by Fund - Total Program Summary

The following is a summary of all funding sources for the five-year capital budget.

**Schedule 4B
Summary of Capital Funding by Program**

| Program | Budget through 6/2003 | 2003/04 | 2004/05 | 2005/06 | 2006/07 | 2007/08 | Total 5 Year Funding |
|------------------------------|----------------------------------|----------------------|------------------------|---------------------|---------------------|----------------------|---------------------------------|
| Animal Control | \$760,000 | \$0 | \$0 | \$0 | \$0 | \$0 | \$0 |
| Bikeways | \$7,920,421 | \$6,286,257 | \$1,281,752 | \$445,701 | \$3,849,093 | \$364,104 | \$12,226,907 |
| Community Center | \$10,726,355 | \$795,000 | \$600,000 | \$700,000 | \$790,000 | \$790,000 | \$3,675,000 |
| Computers/ | | | | | | | |
| Communications | \$15,089,452 | \$1,377,800 | \$638,859 | \$650,184 | \$661,780 | \$673,655 | \$4,002,278 |
| Cultural/Arts | \$2,622,868 | \$0 | \$0 | \$0 | \$0 | \$0 | \$0 |
| Drainage | \$35,563,378 | \$2,992,500 | \$2,751,313 | \$3,415,000 | \$2,452,500 | \$2,452,500 | \$14,063,813 |
| Fire | \$11,114,453 | \$5,950,000 | \$250,000 | \$150,000 | \$150,000 | \$150,000 | \$6,650,000 |
| Golf | \$1,114,132 | \$60,000 | \$60,000 | \$60,000 | \$60,000 | \$60,000 | \$300,000 |
| Library | \$1,450,000 | \$12,150,000 | \$0 | \$0 | \$0 | \$0 | \$12,150,000 |
| Marina | \$575,194 | \$25,000 | \$25,000 | \$25,000 | \$25,000 | \$25,000 | \$125,000 |
| Mechanical / Electrical | \$828,834 | \$117,615 | \$0 | \$0 | \$0 | \$0 | \$117,615 |
| Miscellaneous | \$12,134,109 | \$900,000 | \$0 | \$911,000 | \$911,000 | \$911,000 | \$3,633,000 |
| New Buildings | \$261,232,073 | \$400,000 | \$50,000 | \$50,000 | \$50,000 | \$50,000 | \$600,000 |
| Parking | \$37,356,700 | \$3,875,000 | \$2,800,000 | \$2,800,000 | \$2,800,000 | \$2,800,000 | \$15,075,000 |
| Parks | \$51,181,151 | \$8,657,071 | \$4,478,481 | \$1,953,941 | \$1,975,840 | \$3,798,395 | \$20,863,728 |
| Police | \$21,919,312 | \$0 | \$0 | \$0 | \$0 | \$0 | \$0 |
| Recreation | \$2,740,883 | \$1,449,000 | \$165,000 | \$165,000 | \$165,000 | \$165,000 | \$2,109,000 |
| Repair / Remodeling | \$57,238,390 | \$6,842,586 | \$2,042,000 | \$2,042,000 | \$2,042,000 | \$2,042,000 | \$15,010,586 |
| Sewer | \$56,450,881 | \$5,457,500 | \$12,998,687 | \$11,785,000 | \$4,947,500 | \$4,947,500 | \$40,136,187 |
| Signals / Lighting / Traffic | | | | | | | |
| Control | \$25,243,582 | \$5,283,835 | \$2,730,920 | \$2,191,177 | \$2,204,865 | \$2,204,865 | \$14,615,662 |
| Solid Waste | \$38,630,380 | \$251,000 | \$356,000 | \$361,000 | \$366,000 | \$371,000 | \$1,705,000 |
| Street Improvements | \$143,133,684 | \$40,999,131 | \$29,785,674 | \$15,691,532 | \$15,709,532 | \$12,456,532 | \$114,642,401 |
| Street Maintenance | \$44,118,914 | \$9,333,269 | \$11,317,766 | \$8,563,766 | \$8,563,766 | \$8,563,766 | \$46,342,333 |
| Water | \$271,696,196 | \$9,765,000 | \$9,896,000 | \$7,766,000 | \$9,961,000 | \$11,131,000 | \$48,519,000 |
| Total All Programs: | \$1,110,841,342 | \$122,967,564 | \$1,233,808,906 | \$59,726,301 | \$57,684,876 | \$117,411,177 | \$376,562,510 |

