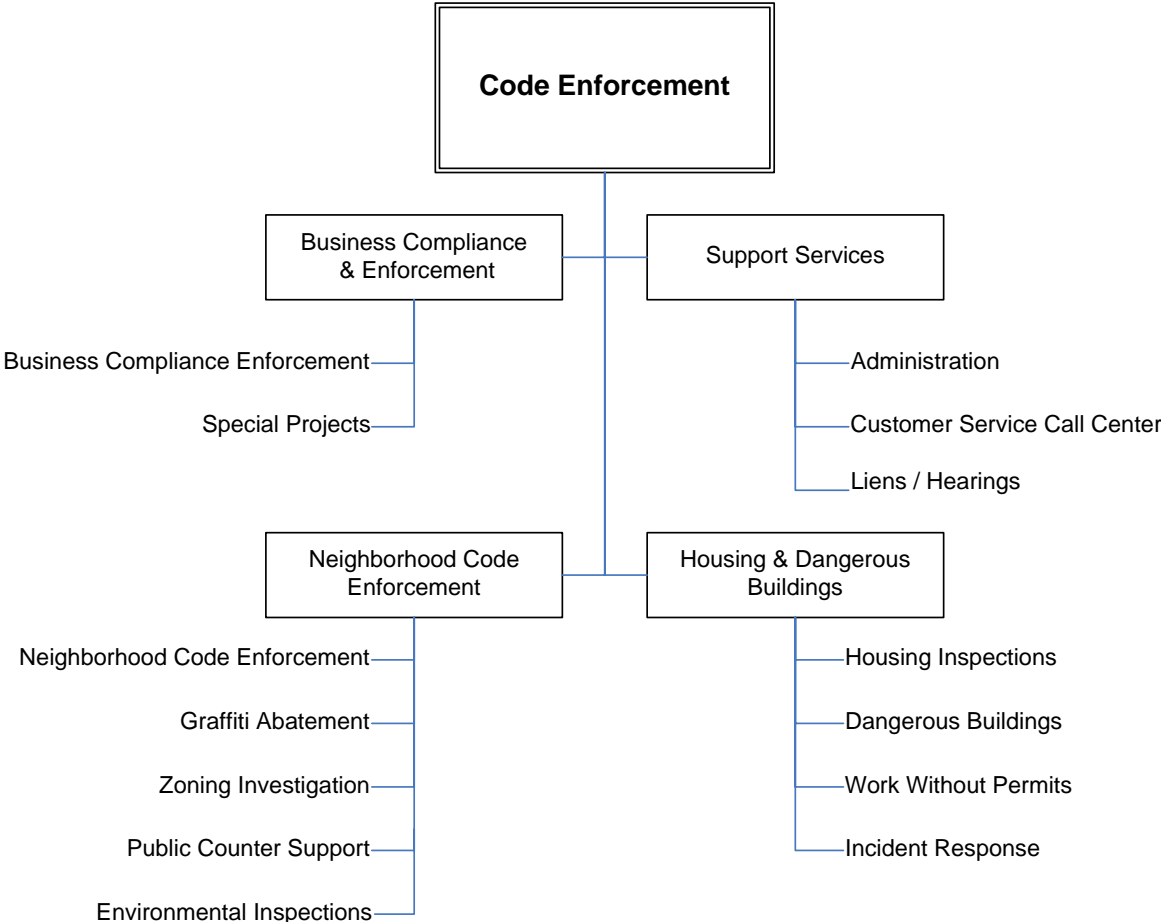


*10*

**SECTION – 10**  
**CODE ENFORCEMENT**





**CODE ENFORCEMENT**

*To maintain and improve the quality of life through fair and equitable enforcement of health, safety and nuisance codes.*

---

## DESCRIPTION

**Code Enforcement** is responsible for enforcing City codes to keep neighborhoods safe and healthy by reducing blight and nuisances. Enforcement activities within Code Enforcement include those related to junk and debris, vehicles, zoning, graffiti, dangerous and substandard structures, vectors, and environmental health. The Code Enforcement Department also provides incident response on a 24 hour basis and enforcement for business related activities such as tobacco retailer licensing, entertainment permits, and taxi cabs.

## MORE INFORMATION

Please see the following for more information about the Code Enforcement Department:

**Website** - <http://www.cityofsacramento.org/code>

### Key Contacts -

#### Department Director

Max Fernandez  
921 10<sup>th</sup> Street, Room 500  
Sacramento, CA 95814  
(916) 808-7940  
[mfernandez@cityofsacramento.org](mailto:mfernandez@cityofsacramento.org)

#### Support Services Manager

Candace Noguchi  
921 10<sup>th</sup> Street, Room 500  
Sacramento, CA 95814  
(916) 808-8880  
[cnoguchi@cityofsacramento.org](mailto:cnoguchi@cityofsacramento.org)

## OBJECTIVES FOR FY2006/07

- Continue to develop the Business Compliance Division and implement enforcement plans for new programs including taxi cabs and mobile food vending.
- Improve customer service and efficiency in the Housing and Dangerous Buildings Division by issuing building permits in the field.
- Enhance the case management system to accommodate future department programs and functions.

## ACCOMPLISHMENTS IN FY2005/06

- Established a stand alone Code Enforcement Department to focus the City's efforts on existing code enforcement functions, developed a Business Compliance Division, and prepared for future needs of the City.
- Through the tobacco retailer licensing ordinance, performed compliance checks and subsequently reduced the incidents of tobacco retail sales to minors in the City.
- Began implementation of a taxi cab enforcement plan.
- Implemented a new web based case management system with enhanced capabilities to improve efficiency and provide better customer service.

**PROPOSED BUDGET/STAFFING CHANGES**

Organizational Changes

None

Augmentations

Consistent with City Council direction, as part of the continued development of the Business Compliance Division, an additional four positions have been added to enforce provisions of the City Code related to business activities including mobile food vending, tow trucks, somatic practitioners, arcades, billiards, bingo, card rooms, and funeral escorts.

Department Budget Summary

<b>Code Enforcement</b> Budget Summary	FY 2004/05 Actual	FY 2005/06 Approved	FY 2005/06 Amended	FY 2006/07 Proposed	Change More/(Less) Proposed/Amended
Positions (FTE)	0.00	65.00	82.00	90.00	8.00

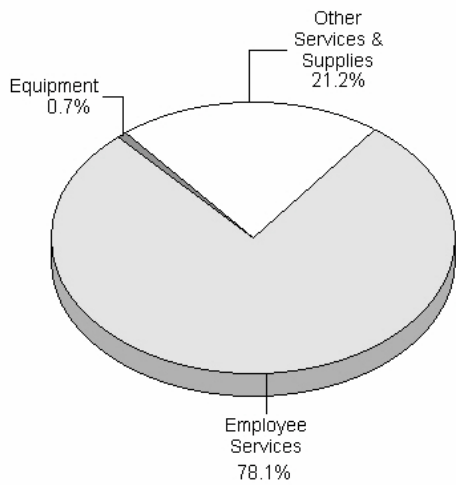
**Budgeted Expenditures**

Employee Services	0	4,773,304	5,602,183	7,157,511	1,555,328
Equipment	0	0	89,442	63,900	(25,542)
Other Services & Supplies	0	1,540,817	2,227,335	1,941,496	(285,839)
<b>Total:</b>	<b>0</b>	<b>6,314,121</b>	<b>7,918,960</b>	<b>9,162,907</b>	<b>1,243,947</b>

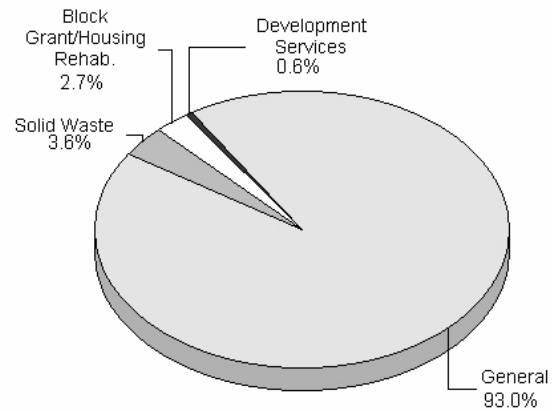
**Funding Summary by Fund/Special District**

Block Grant/Housing Rehab.	0	250,000	250,000	250,000	0
Development Services	0	56,395	56,395	56,395	0
General	0	5,674,204	7,279,043	8,522,990	1,243,947
Solid Waste	0	333,522	333,522	333,522	0
<b>Total:</b>	<b>0</b>	<b>6,314,121</b>	<b>7,918,960</b>	<b>9,162,907</b>	<b>1,243,947</b>

**Budgeted Expenditures - FY07**



**Funding Summary - FY07**



Division Budget Summary

<b>Code Enforcement</b> Division Budgets	FY 2004/05 Actual	FY 2005/06 Approved	FY 2005/06 Amended	FY 2006/07 Proposed	Change More/(Less) Proposed/Amended
Code Enforcement	0	6,314,121	7,918,960	9,162,907	1,243,947
<b>Total:</b>	<b>0</b>	<b>6,314,121</b>	<b>7,918,960</b>	<b>9,162,907</b>	<b>1,243,947</b>

Staffing Levels

<b>Code Enforcement</b> Division FTEs	FY 2004/05 Actual	FY 2005/06 Approved	FY 2005/06 Amended	FY 2006/07 Proposed	Change More/(Less) Proposed/Amended
Code Enforcement	0.00	65.00	82.00	90.00	8.00
Others	0.00	0.00	0.00	0.00	0.00
<b>Total:</b>	<b>0.00</b>	<b>65.00</b>	<b>82.00</b>	<b>90.00</b>	<b>8.00</b>

Performance Trend Measures

**Activity: Vehicle Abatement**

<b>Type of Measure:</b> Demand	<u>FY 02-03</u>	<u>FY 03-04</u>	<u>FY 04-05</u>	<u>FY 05-06</u>	<u>FY 06-07</u>
	\$16,642	\$19,245	\$18,662	-	-

**Measure:** Calls received  
**Baseline Measure:** 18,183  
**Service Level Standard:** TBD  
**Definition:** Total number of calls reporting on-street vehicles.

<b>Type of Measure:</b> Output	<u>FY 02-03</u>	<u>FY 03-04</u>	<u>FY 04-05</u>	<u>FY 05-06</u>	<u>FY 06-07</u>
	\$16,001	\$17,844	\$18,195	-	-

**Measure:** On-street vehicles cases closed  
**Baseline Measure:** 17,347  
**Service Level Standard:** TBD  
**Definition:** Total number of on-street vehicle cases closed.

<b>Type of Measure:</b> Outcome	<u>FY 02-03</u>	<u>FY 03-04</u>	<u>FY 04-05</u>	<u>FY 05-06</u>	<u>FY 06-07</u>
	12.16	17.88	15.75	-	-

**Measure:** Average response time per on street vehicle complaint  
**Baseline Measure:** 15.26  
**Service Level Standard:** Close on-street vehicle cases w/in 7 working days  
**Definition:** The average time for case resolution for on street vehicles.

