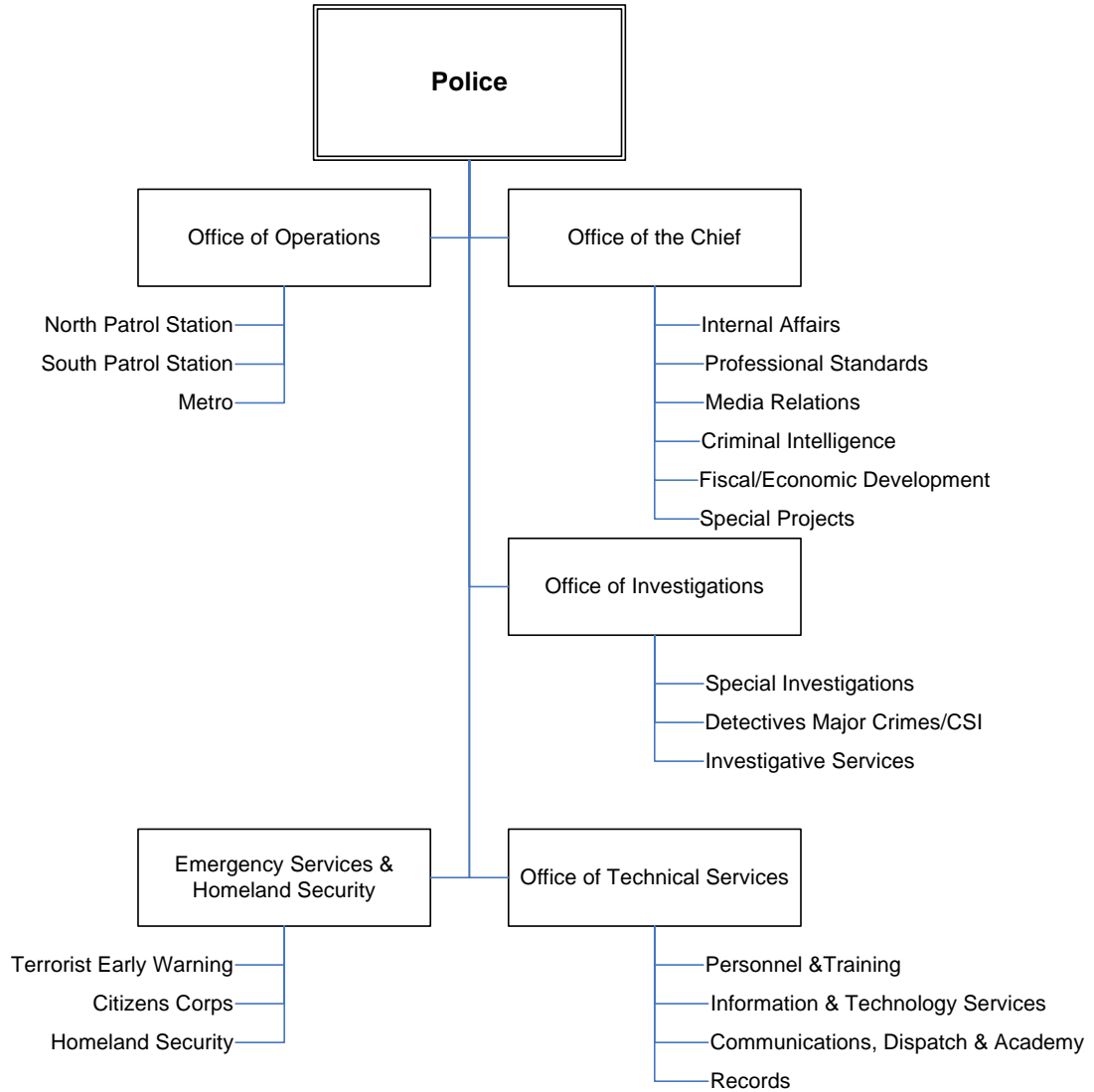


23

SECTION – 23

POLICE



POLICE

The mission of the Sacramento Police Department is to work in partnership with the community to protect life and property, solve neighborhood problems, and enhance the quality of life in our City.

DESCRIPTION

The mission of the **Sacramento Police Department** is to work in partnership with the community to protect life and property, solve neighborhood problems, and enhance the quality of life in our City.

The Department is headed by a Police Chief appointed by the City Manager and is divided into five offices listed below:

- The Office of the Chief: This Office is organized into eight functional units: Administration, Criminal Intelligence, Internal Affairs, Fiscal & Economic Development, Special Projects, Legislative Affairs, Professional Standards and Media Relations.
- The Office of Operations: This Office is responsible for Patrol, Problem Oriented Policing teams and specialty units such as SWAT and K-9. The office is further broken down into Metro Operations, Special Operations and Traffic/Air Operations. Two stations serve the community's patrol function. One is the William J. Kenny Police Facility (WJKPF) located at 3550 Marysville Blvd. and the other is the Joseph E. Rooney Police Facility (JERPF) located at 5303 Franklin Blvd.
- The Office of investigations: This Office is responsible for developing information leading to the arrest of criminal offenders, preparing cases for prosecution, recovering stolen property, crime scene investigations, drug enforcement, gang related activities, locating missing persons, providing school resource officers and addressing family violence issues.
- The Office of Technical Services: This Office is responsible for the auxiliary functions that support the Police Department's front line units. The Office integrates the police functions of Personnel Services, Training, Communications, Records, Property and Technology and Information Services Division.
- The Office of Emergency Services and Homeland Security: This is a multi agency-jurisdictional office that is responsible for coordinating Homeland Security Grants, conducting regional threat and vulnerability assessments, and developing regional terrorism response plans. In 2005, the Regional Community Policing Institute was integrated into the Office of Emergency Services & Homeland Security to facilitate the instruction of core community-based programs.

MORE INFORMATION

Please see the following for more information about the Sacramento Police Department:

Website - www.cityofsacramento.org and www.sacpd.org

Other information - Crime reports can be made at the Public Counters at::

- Police Headquarters: 5770 Freeport Blvd. Ste 100 ~ 433-0614
- W. Kinney Facility: 3550 Marysville Blvd. ~ 566-6414
- J. Rooney Facility: 5303 Franklin Blvd ~ 277-6000

Key Contacts –

Chief of Police

Albert Nájera
5770 Freeport Blvd. Suite 100
Sacramento, CA 95822
(916) 433-0800
anajera@pd.cityofsacramento.org

Deputy Chief of Police

Rick Braziel
5770 Freeport Blvd. Suite 100
Sacramento, CA 95822
(916) 433-0800
rbraziel@pd.cityofsacramento.org

Deputy Chief of Police

Steven Segura
5770 Freeport Blvd. Suite 100
Sacramento, CA 95822
(916) 433-0800
ssegura@pd.cityofsacramento.org

OBJECTIVES FOR FY2006/2007

- Expand upon existing grants, programs, and training to better protect and prepare the community for flood protection and emergency preparedness to include business recovery plans and interim operations during natural disasters and Homeland Security threats.
- Identify and implement new strategies in recruiting, hiring, and training qualified and diverse candidates to serve in the Sacramento Police Department. The training of Police Officer candidates will be accelerated due to additional Police Academy classes in FY06/07.
- Further develop the existing School Resource Officer Program through the use of a Federal "COPS in schools grant." The program's objective is to reduce youth gangs and related violence at or near schools through school and community partnerships, school accountability, and positive alternatives to violence.
- Enhance traffic and pedestrian safety through continued efforts involving traffic enforcement, traffic safety education, and a cooperative partnership with the Traffic Engineering Division of the Department of Transportation Services.

ACCOMPLISHMENTS FOR FY2005/2006

- Merged the Sacramento Police and Fire Information Technology, providing former Police-only resources to the Fire Department's WAN/LAN rollout. This project brought many new technical capabilities to the City's fire stations and greatly improved the Fire Department's ability to communicate internally.
- Instituted the Cultural Community Academy, which is a five-week program designed to engage and support the diverse non-English speaking population within the Sacramento population by providing them pertinent information about public safety and the criminal justice system. The planned program includes academies for Hmong, Russian, Vietnamese, Mien, Spanish speaking and Muslim communities.

- Completed the Perspectives in Profiling training for the Department's sworn employees. Developed by the Simon Wiesenthal Center's Museum of Tolerance, Perspectives in Profiling is an interactive training module that allows officers to view various scenarios from the perspective of others and to discuss tolerance, diversity, personal values, ethics, and responsibilities as they apply to the workplace, community and their daily lives. The training is now offered as part of the basic academy diversity training for police officers.
- The Sacramento Police Department (SPD) website has been updated to allow citizens to make various police requests online and to provide current and readily accessible information to the community, including:
 - Megan's Law
 - Amber Alert banner
 - Neighborhood crime bulletins
 - Email alert system to notify the public of important crimes in their areas
 - Anonymous tip email to allow the public to submit crime information
 - Employee recognition email to allow the public to recognize officers, dispatchers, and other Department employees for their excellent work
 - Citizen complaint submission
 - City Beat videos
 - Careers page
 - Links to Emergency Preparedness websites
- The SPD implemented a twenty-point plan designed to monitor and maintain programs that effectively meet the needs of the Limited English Proficiency (LEP) community. The main points of the response plan are:
 - Continuous monitoring of LEP assistance services by a designated command staff LEP Coordinator.
 - Re-writing existing SPD policies that guide our street level response to incidents involving people with limited English proficiency.
 - Expanding data collection to include more information about our contacts with members of the LEP community in order to efficiently monitor our progress.
 - Providing mandatory training for all personnel.
 - Focusing on bilingual recruitment.
 - Publicizing free LEP assistance services.
- The Office of Emergency Services & Homeland Security has provided training for more than 7,000 emergency responders, distributed approximately \$7,000,000 worth of equipment to emergency responders, and established citizen corps training programs.
- The Department responded to 194,959 citizen-initiated calls for service.
- The SPD continually strives to ensure diversity in its workforce with outreach to the community. The Community Recruiter Campaign uses selected community leaders to assist the Police Department in recruiting police candidates. The Community Recruiters follow the candidates' progress through the academy and field training programs. Once the training is completed, the recruits' first assignments are in the communities that recruited them.

PROPOSED BUDGET/STAFFING CHANGES

Organizational Changes

None

Augmentations

None

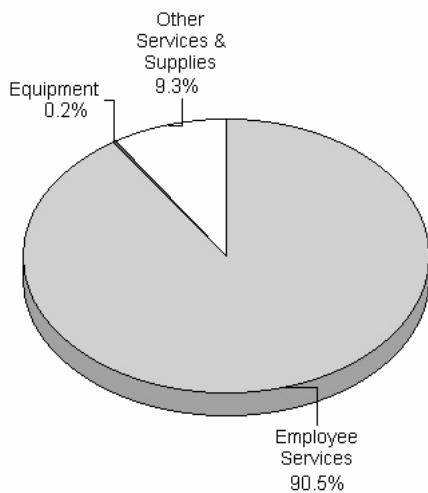
Department Budget Summary

Police Budget Summary	FY 2004/05 Actual	FY 2005/06 Approved	FY 2005/06 Amended	FY 2006/07 Proposed	Change More/(Less) Proposed/Amended
Positions (FTE)	1189.36	1193.36	1206.66	1206.66	0.00
Budgeted Expenditures					
CIP & Grant Offsets	(6,387,812)	(8,091,865)	(9,688,784)	(9,032,936)	655,848
Employee Services	101,418,443	111,674,459	115,702,547	117,859,557	2,157,010
Equipment	627,037	222,480	269,232	269,232	0
Other Services & Supplies	9,365,122	11,921,426	12,955,524	12,115,364	(840,160)
Transfers	11,516	0	0	(25,000)	(25,000)
Total:	105,034,306	115,726,500	119,238,519	121,186,217	1,947,698

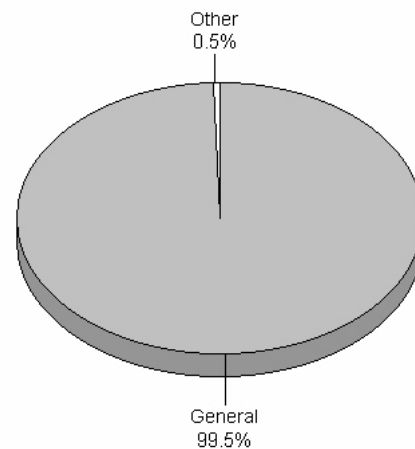
Funding Summary by Fund/Special District

Externally Funded Programs	0	1,121,891	0	0	0
Fleet	42,382	39,500	39,500	39,500	0
General	104,384,778	113,961,109	118,595,019	120,540,717	1,945,698
Risk Management	522,382	525,000	525,000	527,000	2,000
Solid Waste	84,764	79,000	79,000	79,000	0
Total:	105,034,306	115,726,500	119,238,519	121,186,217	1,947,698

Budgeted Expenditures - FY07



Funding Summary - FY07



FY2006/07 Proposed Budget

Division Budget Summary

Police Division Budgets	FY 2004/05 Actual	FY 2005/06 Approved	FY 2005/06 Amended	FY 2006/07 Proposed	Change More/(Less) Proposed/Amended
Office of the Chief	4,241,985	3,679,224	4,528,996	4,011,173	(517,823)
Operations	53,812,367	59,139,964	60,430,748	59,765,814	(664,934)
Investigations	20,688,109	23,607,991	23,440,390	25,718,639	2,278,249
Admin Services	25,740,703	29,028,923	30,548,126	31,314,652	766,526
OES	551,142	270,398	290,259	375,939	85,680
Total:	105,034,306	115,726,500	119,238,519	121,186,217	1,947,698

Staffing Levels

Police Division FTEs	FY 2004/05 Actual	FY 2005/06 Approved	FY 2005/06 Amended	FY 2006/07 Proposed	Change More/(Less) Proposed/Amended
Office of the Chief	26.00	28.00	28.00	28.00	0.00
Operations	642.66	639.66	641.66	627.66	-14.00
Investigations	227.50	223.00	234.30	247.30	13.00
Admin Services	281.20	290.70	290.70	290.70	0.00
OES	12.00	12.00	12.00	13.00	1.00
Total:	1,189.36	1,193.36	1,206.66	1,206.66	0.00

Performance Trend Measures

The Police Department will be conducting a comprehensive series of “community forums” throughout the City during FY2006-07 that will encompass the entire City. One of the key outcomes of these forums will be the identification of the priorities and measurements in service delivery that the community values most. The performance measures included in this document were not the result of customer surveys and may be revised upon completion of the FY2006-07 community forums.

Activity: Non-emergency response by Police Officers & non-sworn Community Service Officers (CSOs)

Type of Measure: Demand	<u>FY 02-03</u>	<u>FY 03-04</u>	<u>FY 04-05</u>	<u>FY 05-06</u>	<u>FY 06-07</u>
	-	-	12,769	-	-

Measure: Non-injury collision calls including hit and run calls
Baseline Measure: 12,769
Service Level Standard: TBD
Definition: The total number of non-injury collision calls including hit and run calls.

FY2006/07 Proposed Budget

Type of Measure: Demand	<u>FY 02-03</u>	<u>FY 03-04</u>	<u>FY 04-05</u>	<u>FY 05-06</u>	<u>FY 06-07</u>
	-	-	66,674	-	-

Measure: Non-emergency report calls
Baseline Measure: 66,674
Service Level Standard: TBD
Definition: The total number of non-emergency report calls.

Type of Measure: Output	<u>FY 02-03</u>	<u>FY 03-04</u>	<u>FY 04-05</u>	<u>FY 05-06</u>	<u>FY 06-07</u>
	-	-	5,814	-	-

Measure: Responses to non-injury collision calls including hit and run calls
Baseline Measure: 5,814
Service Level Standard: TBD
Definition: The total number of responses to non-injury collision calls including hit and run calls.

Type of Measure: Output	<u>FY 02-03</u>	<u>FY 03-04</u>	<u>FY 04-05</u>	<u>FY 05-06</u>	<u>FY 06-07</u>
	-	-	26,449	-	-

Measure: Responses to non-emergency report calls
Baseline Measure: 26,449
Service Level Standard: TBD
Definition: The total number of responses to non-emergency report calls.

Type of Measure: Efficiency	<u>FY 02-03</u>	<u>FY 03-04</u>	<u>FY 04-05</u>	<u>FY 05-06</u>	<u>FY 06-07</u>
	-	-	152 minutes	-	-

Measure: Field response time to non-emergency report calls
Baseline Measure: 152 minutes
Service Level Standard: 137 minutes
Definition: The average response time to respond to non-emergency report calls.

Type of Measure: Efficiency	<u>FY 02-03</u>	<u>FY 03-04</u>	<u>FY 04-05</u>	<u>FY 05-06</u>	<u>FY 06-07</u>
	-	-	56 minutes	-	-

Measure: Field response time to non-injury collision calls including hit and run calls
Baseline Measure: 56 minutes
Service Level Standard: 50 minutes
Definition: The number of minutes for patrol officer or non-sworn CSO to respond to non-injury collision call, including hit and run calls.

Activity: Non-emergency response by Police Officers & non-sworn CSOs

Type of Measure: Outcome	<u>FY 02-03</u>	<u>FY 03-04</u>	<u>FY 04-05</u>	<u>FY 05-06</u>	<u>FY 06-07</u>
	-	-	56 minutes	-	-

Measure: Reduced traffic hazards and delay
Baseline Measure: 56 minutes
Service Level Standard: 50 minutes
Definition: The average response time. The annual percent increase in timely response results in reduced traffic hazards and delays.

Type of Measure: Outcome	<u>FY 02-03</u>	<u>FY 03-04</u>	<u>FY 04-05</u>	<u>FY 05-06</u>	<u>FY 06-07</u>
	-	-	-	-	-

Measure: Customer satisfaction due to reduced response time
Baseline Measure: New Measure
Service Level Standard: TBD
Definition: The average customer service rating due to reduced response time.

FY2006/07 Proposed Budget

Type of Measure: Outcome	<u>FY 02-03</u>	<u>FY 03-04</u>	<u>FY 04-05</u>	<u>FY 05-06</u>	<u>FY 06-07</u>
	-	-	152 minutes	-	-

Measure: Increased accuracy & timeliness in crime reporting & response

Baseline Measure: 152 minutes

Service Level Standard: 137 minutes

Definition: The average response time. The annual percent increase in timely crime reporting & response which results in increased accuracy.

Activity: Police Records

Type of Measure: Demand	<u>FY 02-03</u>	<u>FY 03-04</u>	<u>FY 04-05</u>	<u>FY 05-06</u>	<u>FY 06-07</u>
	-	-	19,200	-	-

Measure: Request for copies of police reports

Baseline Measure: 19,200

Service Level Standard: TBD

Definition: The total annual number of requests for copies of police reports.

Type of Measure: Output	<u>FY 02-03</u>	<u>FY 03-04</u>	<u>FY 04-05</u>	<u>FY 05-06</u>	<u>FY 06-07</u>
	-	-	19,200	-	-

Measure: Requests for copies of police reports filled

Baseline Measure: 19,200

Service Level Standard: TBD

Definition: The total annual number of requests for copies of police reports filled.

Activity: Police Records

Type of Measure: Efficiency	<u>FY 02-03</u>	<u>FY 03-04</u>	<u>FY 04-05</u>	<u>FY 05-06</u>	<u>FY 06-07</u>
	-	-	77 days	-	-

Measure: Response time to request for copies of police reports (public & Insurance)

Baseline Measure: 77 days

Service Level Standard: 60 days

Definition: The average number of days to fill request for copy of police report.

Type of Measure: Outcome	<u>FY 02-03</u>	<u>FY 03-04</u>	<u>FY 04-05</u>	<u>FY 05-06</u>	<u>FY 06-07</u>
	-	-	77 days	-	-

Measure: Production of documents necessary for loss recovery & insurance claims

Baseline Measure: 77 days

Service Level Standard: 60 days

Definition: The percent increase in time to produce documents necessary for loss recovery & insurance claims.

Type of Measure: Outcome	<u>FY 02-03</u>	<u>FY 03-04</u>	<u>FY 04-05</u>	<u>FY 05-06</u>	<u>FY 06-07</u>
	-	-	-	-	-

Measure: Customer satisfaction due to reduced response time

Baseline Measure: New Measure

Service Level Standard: TBD

Definition: The average customer service rating due to reductions in response times.