

DIST	COUNTY	ROUTE	KP (PM) TOTAL PROJECT	SHEET No	TOTAL SHEETS
03	SAC/YOL	0275	20.94 (13.01)		


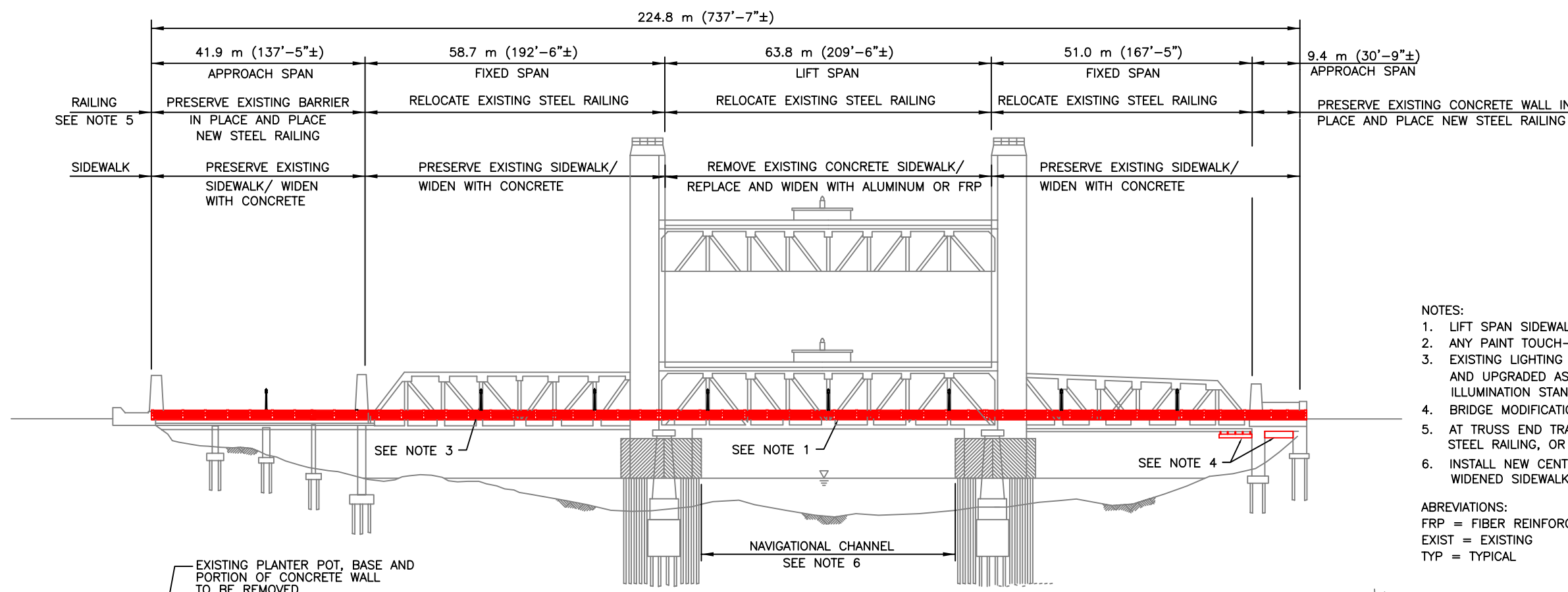
REGISTERED CIVIL ENGINEER

PLANS APPROVAL DATE

*The State of California or its officers or agents shall not be responsible for the accuracy or completeness of electronic copies of this plan sheet.*

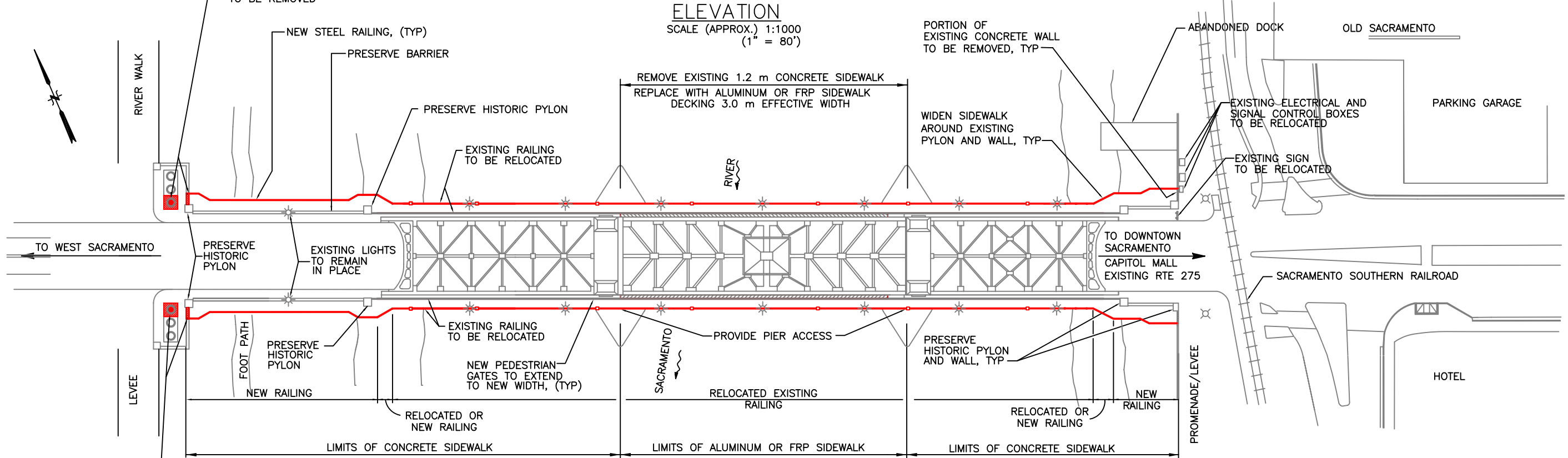
City of Sacramento Department of Transportation  
927 10th Street, Suite 300  
Sacramento, CA 95814

Parsons Brinckerhoff Quade & Douglas, Inc.  
3840 Rosin Court, Suite 200  
Sacramento, CA 95834

- NOTES:
- LIFT SPAN SIDEWALKS TO BE COATED WITH SKID RESISTANT SURFACE.
  - ANY PAINT TOUCH-UPS TO MATCH EXISTING SCHEME.
  - EXISTING LIGHTING TO BE RELOCATED (EXCEPT ON WEST APPROACH) AND UPGRADED AS NECESSARY TO MEET CURRENT ILLUMINATION STANDARDS.
  - BRIDGE MODIFICATION FOR SIDEWALK SUPPORT.
  - AT TRUSS END TRANSITIONS AROUND PYLONS, RELOCATE EXISTING STEEL RAILING, OR PLACE NEW RAILING (TYP.).
  - INSTALL NEW CENTER NAVIGATION LIGHT ON THE OUTSIDE OF WIDENED SIDEWALK.
- ABBREVIATIONS:  
FRP = FIBER REINFORCED POLYMER  
EXIST = EXISTING  
TYP = TYPICAL

**ELEVATION**  
SCALE (APPROX.) 1:1000  
(1" = 80')



**PLAN**  
SCALE (APPROX.) 1:1000  
(1" = 80')

DUAL UNITS IN MILLIMETER (INCHES) UNLESS OTHERWISE SHOWN.  
APPROXIMATE METRIC EQUIVALENT DIMENSIONS ARE SHOWN.

DESIGN OVERSIGHT

SIGN OFF DATE

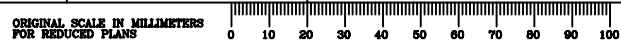
DESIGN DETAIL SHEET (METRIC) (REV. 3/1/98)

DESIGN	BY A Wahidi	CHECKED R Cermak
DETAILS	BY K King	CHECKED
QUANTITIES	BY	CHECKED

PREPARED FOR THE  
STATE OF CALIFORNIA  
DEPARTMENT OF TRANSPORTATION

BRIDGE NO.	22-0021
KP (PM)	20.94 (13.01)

TOWER BRIDGE PEDESTRIAN/BICYCLE IMPROVEMENTS PROJECT	
FIGURE 1	
SHEET	OF



CU 03  
EA 0C9700

DISREGARD PRINTS BEARING EARLIER REVISION DATES

REVISION DATES (PRELIMINARY STAGE ONLY)
06/28/04 02/04/05 02/21/06 03/04/06

project report figures - final2 - 3-04-05\FIG\_1\_nogop\_metric.DWG

TIME PLOTTED => \$TIME  
DATE PLOTTED => \$DATE  
USERNAME => \$USER

FILE => \$REQUEST