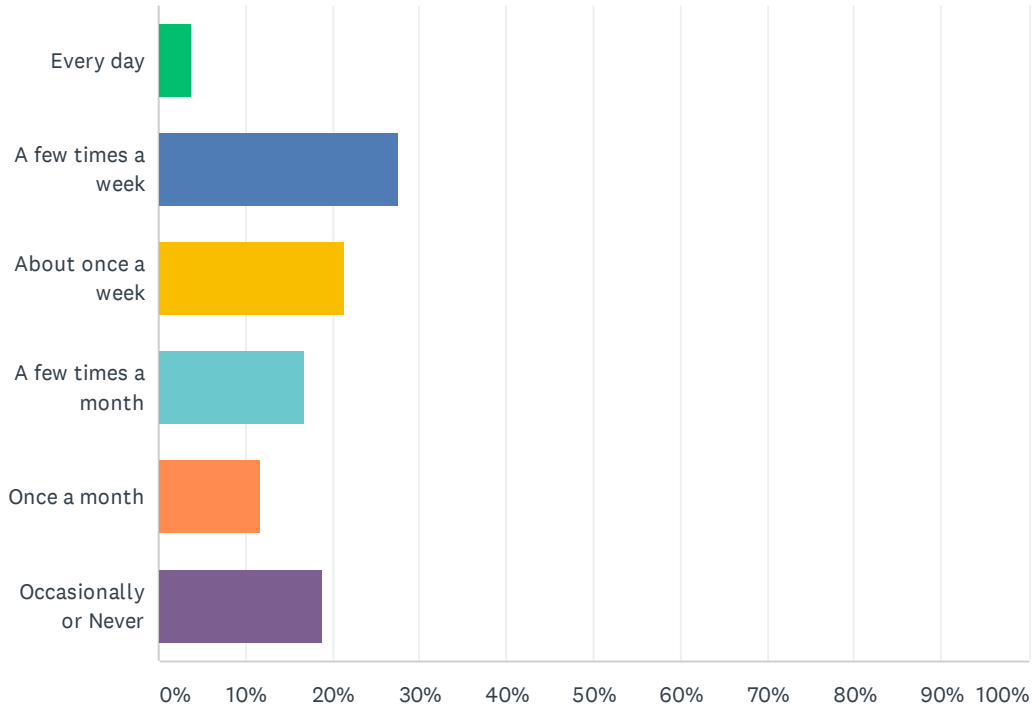


Q1 Where do you primarily shop for groceries?

Answered: 461 Skipped: 25

Q2 How often do you shop at Food Source?

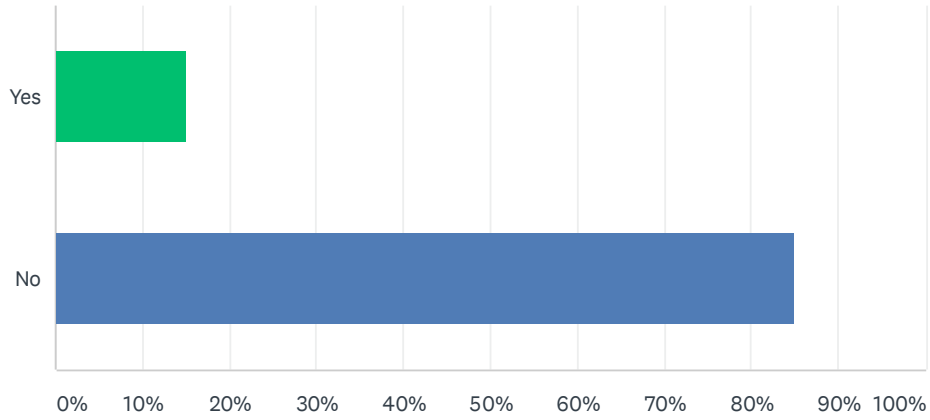
Answered: 474 Skipped: 12



ANSWER CHOICES	RESPONSES	
Every day	3.80%	18
A few times a week	27.64%	131
About once a week	21.31%	101
A few times a month	16.67%	79
Once a month	11.81%	56
Occasionally or Never	18.78%	89
TOTAL		474

Q3 Do you use the credit union inside Food Source?

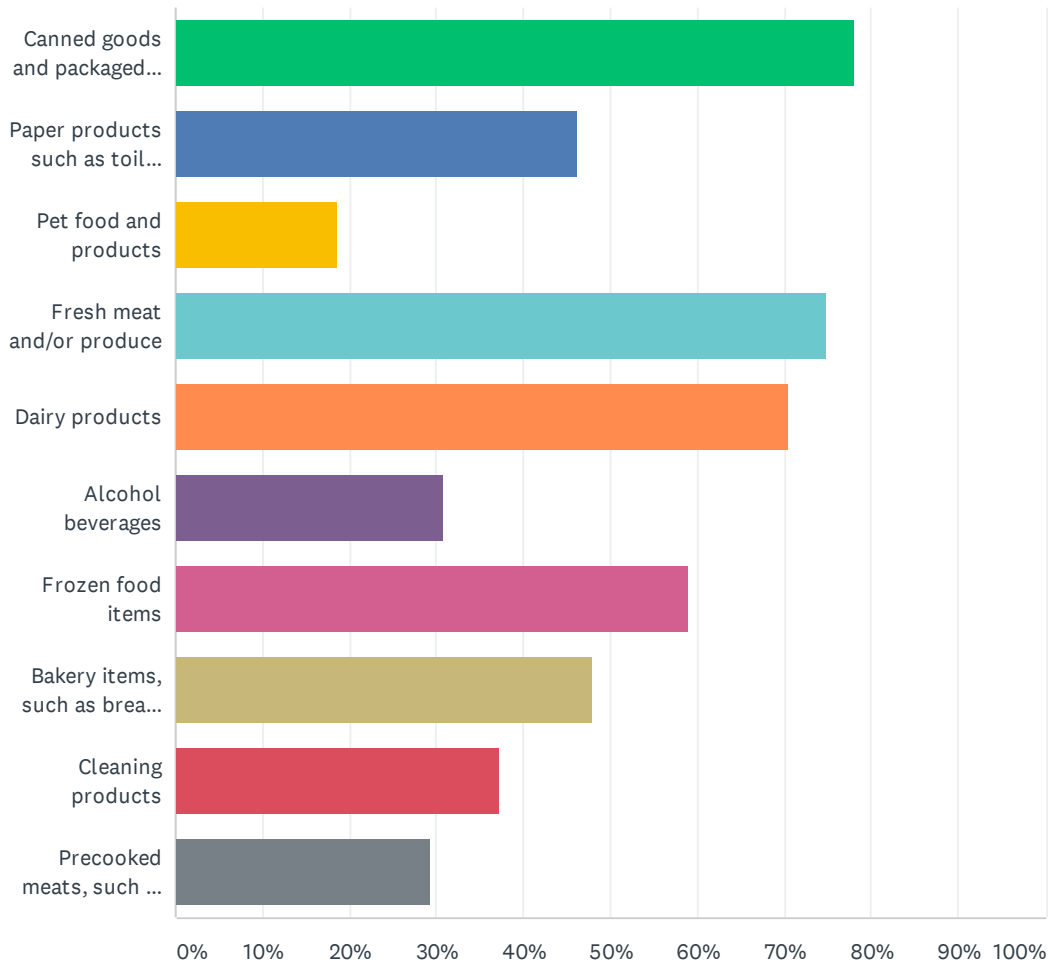
Answered: 480 Skipped: 6



ANSWER CHOICES	RESPONSES	
Yes	15.00%	72
No	85.00%	408
TOTAL		480

Q4 What type of items do you purchase from Food Source?

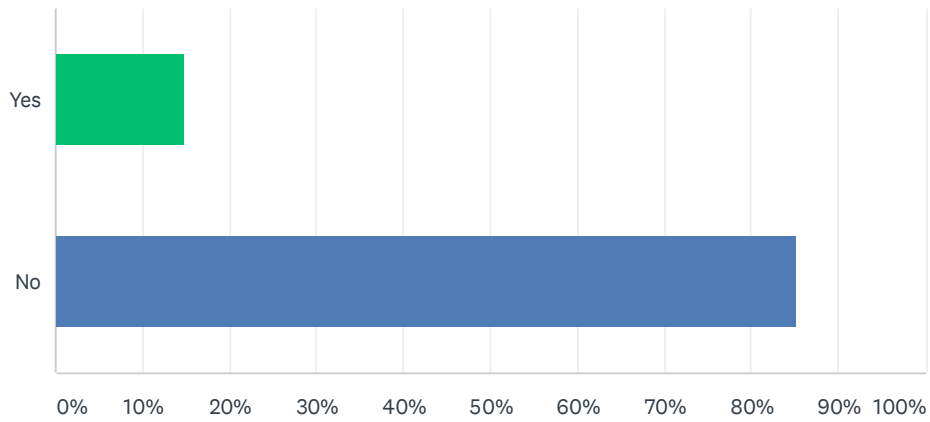
Answered: 365 Skipped: 121



ANSWER CHOICES	RESPONSES	
Canned goods and packaged items	78.08%	285
Paper products such as toilet paper, paper towels	46.30%	169
Pet food and products	18.63%	68
Fresh meat and/or produce	74.79%	273
Dairy products	70.41%	257
Alcohol beverages	30.68%	112
Frozen food items	58.90%	215
Bakery items, such as bread, cakes, pies	47.95%	175
Cleaning products	37.26%	136
Precooked meats, such as rotisserie chicken	29.32%	107
Total Respondents: 365		

Q5 Do you use the CalFresh Supplemental Nutrition Assistance Program (SNAP)?

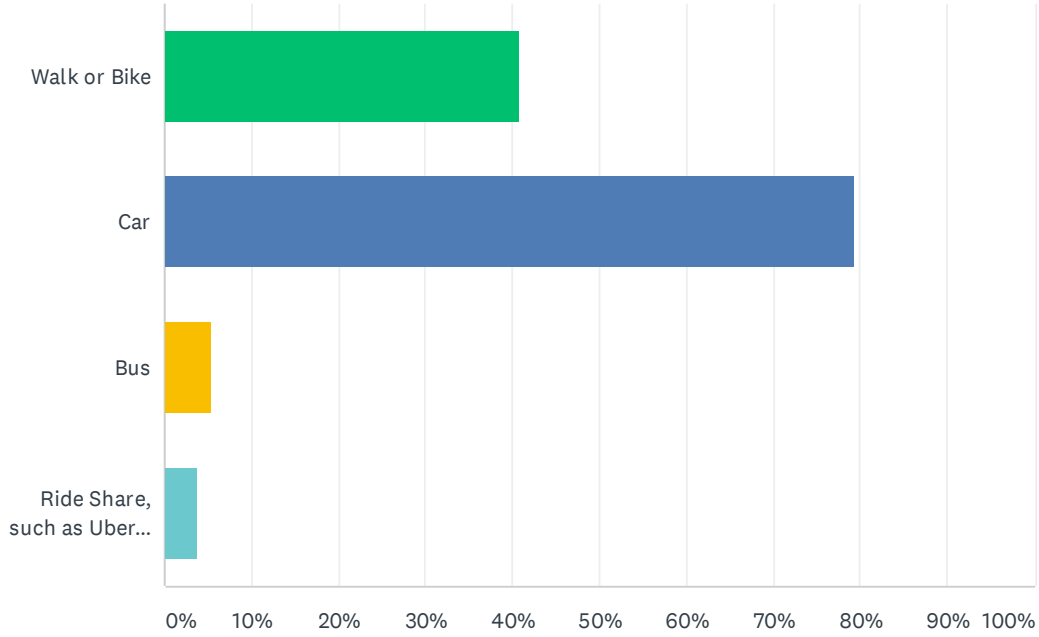
Answered: 478 Skipped: 8



ANSWER CHOICES	RESPONSES	
Yes	14.85%	71
No	85.15%	407
TOTAL		478

Q6 How do you get to Food Source?

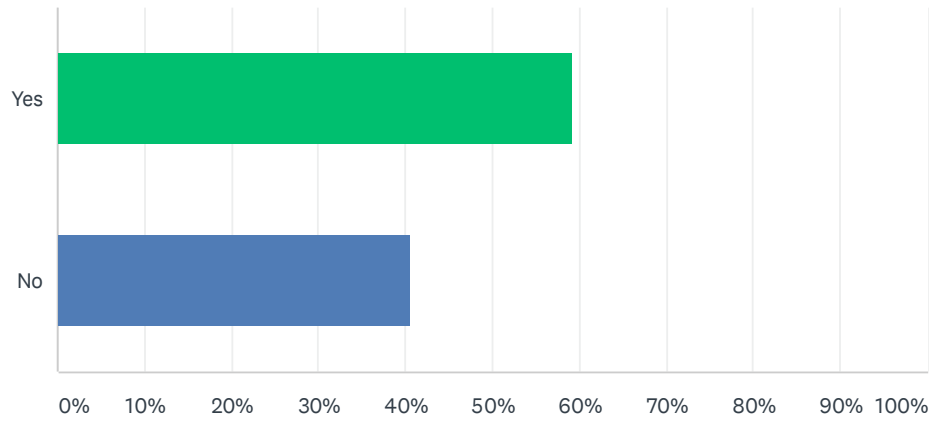
Answered: 371 Skipped: 115



ANSWER CHOICES	RESPONSES	
Walk or Bike	40.70%	151
Car	79.25%	294
Bus	5.39%	20
Ride Share, such as Uber or Lyft	3.77%	14
Total Respondents: 371		

Q7 Do you attend any Farmer's Markets?

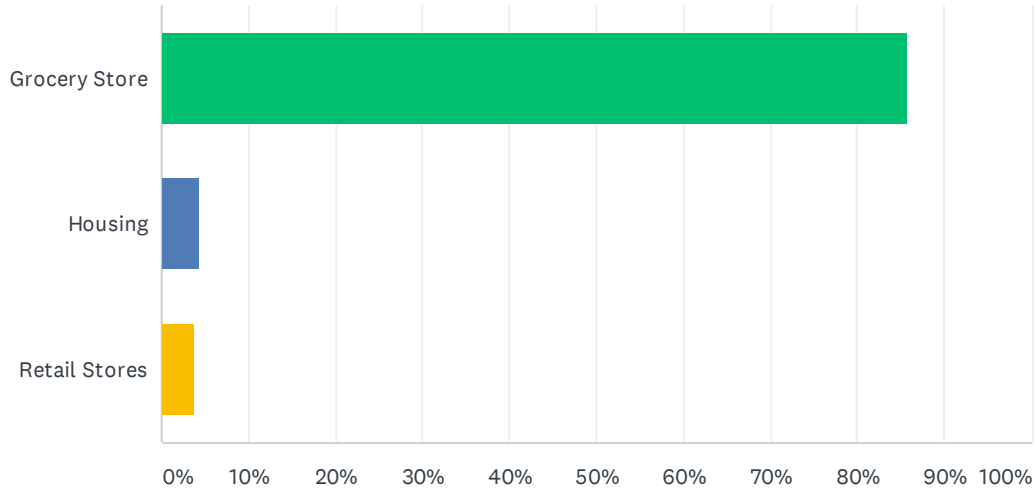
Answered: 394 Skipped: 92



ANSWER CHOICES	RESPONSES	
Yes	59.14%	233
No	40.61%	160
TOTAL		394

Q8 The City of Sacramento does not own the property at Stockton and Broadway, however, we are interested in what the community would like to see in place of Food Source?

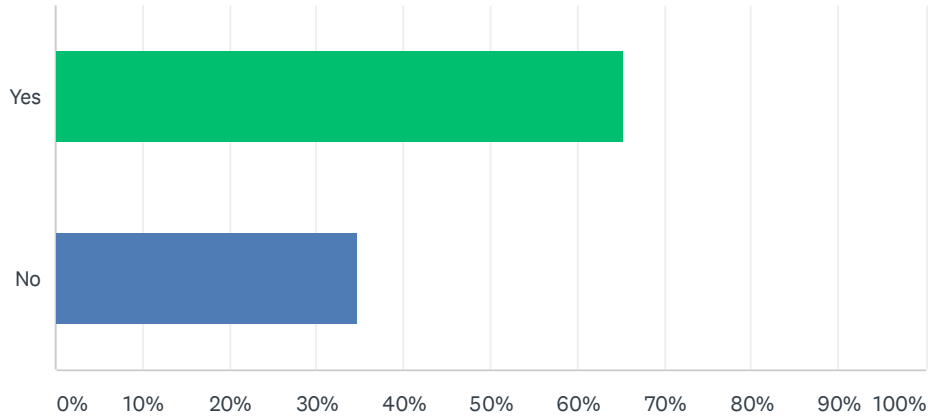
Answered: 484 Skipped: 2



ANSWER CHOICES	RESPONSES
Grocery Store	85.74% 415
Housing	4.34% 21
Retail Stores	3.72% 18
TOTAL	484

Q9 Would you like to be added to the City of Sacramento Community Engagement distribution list to receive information on what is happening in your neighborhood and invites to discussions with City Leaders?

Answered: 479 Skipped: 7



ANSWER CHOICES	RESPONSES	
Yes	65.34%	313
No	34.66%	166
TOTAL		479

Q10 How would you like to be informed?

Answered: 353 Skipped: 133

ANSWER CHOICES	RESPONSES	
Email (Please Provide):	86.97%	307
Phone/Text Message (Please Provide):	33.14%	117
Social Media, i.e Facebook, Instagram, Twitter (Please Provide):	11.61%	41
Neighborhood/Town Hall meetings, please indicate what meetings:	36.83%	130